

PVC-Coated Conduit Bodies and Fittings

Easy access for pulling, splicing, mounting and maintenance!

Ocal-Blue® Double-Coat Conduit Bodies

With Ocal-Blue® Double-Coat Conduit Bodies, you can connect sections of conduit — with or without 90° bends — and provide easy access for wire pulling, making splices in branch conductors and maintenance and future system changes. Conduit bodies can also serve as mounting outlets for wiring devices and lighting fixtures.

- Type 4X Form 8 (½"–2") conduit bodies have injection-molded PVC-coated cover with integral O-ring seal
- Flat surface molded on conduit body seals with molded flange on cover on 2½"–4" Form 8 and all Form 7
- Available in Form 7 and Form 8 ferrous as well as Mark 9 and Form 7 aluminum
- All Ocal-Blue® conduit bodies offer double corrosion protection — both bodies and covers coated inside and out with a nominal .002" (2 mil) blue urethane, then exterior coated with a nominal .040" (40 mil) PVC
- PVC coating in your choice of blue, gray or white with custom colors available
- All threaded hubs fitted with pressure-sealing sleeves
- Conduit bodies ship complete with covers and encapsulated stainless steel screws
- Covers also sold separately for replacement or retrofit purposes



¾" T Form 8 conduit body and cover



2½" LB Form 8 conduit body and cover






2½" LB Form 7 conduit body and cover



¾" X Form 7 conduit body and cover



¾" LB Mark 9 conduit body and cover

Cat. No.	Material	Color
LB27- _____		
	Blank = Ferrous	_____ = space for color identifier
	SA = Aluminum	G = Gray 
Catalog No. Example:		W = White 
LB27-W is a ¾" LB ferrous conduit body and cover coated in white PVC.		B = Blue 
		Custom colors also available.

PVC-Coated Conduit Bodies and Fittings

Ocal-Blue® Conduit Bodies Quick Reference

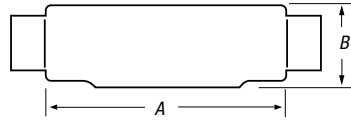
SHAPE	STYLE	SIZE (IN. AND METRIC SIZE DESIGNATOR*)									
		½" 16	¾" 21	1" 27	1¼" 35	1½" 41	2" 53	2½" 63	3" 78	3½" 91	4" 103
	Form 7	C17-__	C27-__	C37-__	C47-__	C57-__	C67-__	C77-__	C87-__	—	—
	Form 8	C18-4X-__	C28-4X-__	C38-4X-__	C448-4X-__	C58-4X-__	C68-4X-__	C78-__	C88-__	—	—
	Mark 9	C19-__	C29-__	C39-__	C49-__	C59-__	C69-__	C789-__	C889-__	C989-__	C1089-__
	Form 7 Aluminum	C17SA-__	C27SA-__	C37SA-__	C47SA-__	C57SA-__	C67SA-__	C77SA-__	C87SA-__	—	—
	Form 7	LU17-__	LU27-__	LU37-__	LU47-__	LU57-__	LU67-__	—	—	—	—
	Form 8	LU18-4X-__	LU28-4X-__	LU38-4X-__	LU448-4X-__	LU58-4X-__	LU68-4X-__	—	—	—	—
	Form 7	LB17-__	LB27-__	LB37-__	LB47-__	LB57-__	LB67-__	LB777-__	LB87-__	LB97-__	LB107-__
	Form 8	LB18-4X-__	LB28-4X-__	LB38-4X-__	LB448-4X-__	LB58-4X-__	LB68-4X-__	LB78-__	LB888-__	LB98-__	LB108-__
	Mark 9	LB19-__	LB29-__	LB39-__	LB49-__	LB59-__	LB69-__	LB789-__	LB889-__	LB989-__	LB1089-__
	Form 7 Aluminum	LB17SA-__	LB27SA-__	LB37SA-__	LB47SA-__	LB57SA-__	LB67SA-__	LB777SA-__	LB87SA-__	LB97SA-__	LB107SA-__
	Form 7	LL17-__	LL27-__	LL37-__	LL47-__	LL57-__	LL67-__	LL777-__	LL87-__	LL97-__	LL107-__
	Form 8	LL18-4X-__	LL28-4X-__	LL38-4X-__	LL448-4X-__	LL58-4X-__	LL68-4X-__	LL78-__	LL888-__	—	—
	Mark 9	LL19-__	LL29-__	LL39-__	LL49-__	LL59-__	LL69-__	LL789-__	LL889-__	LL989-__	LL1089-__
	Form 7 Aluminum	LL17SA-__	LL27SA-__	LL37SA-__	LL47SA-__	LL57SA-__	LL67SA-__	LL777SA-__	LL87SA-__	LL97SA-__	LL107SA-__
	Form 7	LR17-__	LR27-__	LR37-__	LR47-__	LR57-__	LR67-__	LR777-__	LR87-__	LR97-__	LR107-__
	Form 8	LR18-4X-__	LR28-4X-__	LR38-4X-__	LR448-4X-__	LR58-4X-__	LR68-4X-__	LR78-__	LR888-__	—	—
	Mark 9	LR19-__	LR29-__	LR39-__	LR49-__	LR59-__	LR69-__	LR789-__	LR889-__	LR989-__	LR1089-__
	Form 7 Aluminum	LR17SA-__	LR27SA-__	LR37SA-__	LR47SA-__	LR57SA-__	LR67SA-__	LR777SA-__	LR87SA-__	LR97SA-__	LR107SA-__
	Form 7	T17-__	T27-__	T37-__	T47-__	T57-__	T67-__	T77-__	T87-__	T97-__	T107-__
	Form 8	T18-4X-__	T28-4X-__	T38-4X-__	T448-4X-__	T58-4X-__	T68-4X-__	T78-__	T88-__	—	—
	Mark 9	T19-__	T29-__	T39-__	T49-__	T59-__	T69-__	T789-__	T889-__	T989-__	T1089-__
	Form 7 Aluminum	T17SA-__	T27SA-__	T37SA-__	T47SA-__	T57SA-__	T67SA-__	T77SA-__	T87SA-__	T97SA-__	T107SA-__
	Form 7	TB17-__	TB27-__	TB37-__	TB47-__	TB57-__	TB67-__	—	—	—	—
	Form 8	TB18-4X-__	TB28-4X-__	TB38-4X-__	TB448-4X-__	TB58-4X-__	TB68-4X-__	—	—	—	—
	Mark 9	TB19-__	TB29-__	TB39-__	TB49-__	—	—	—	—	—	—
	Form 7 Aluminum	TB17SA-__	TB27SA-__	TB37SA-__	TB47SA-__	TB57SA-__	TB67SA-__	—	—	—	—
	Form 7	X17-__	X27-__	X37-__	X47-__	X57-__	X67-__	—	—	—	—
	Form 8	X18-4X-__	X28-4X-__	X38-4X-__	X448-4X-__	X58-4X-__	X68-4X-__	—	—	—	—
	Mark 9	X19-__	X29-__	X39-__	—	—	—	—	—	—	—
	Form 7 Aluminum	X17SA-__	X27SA-__	X37SA-__	X47SA-__	X57SA-__	X67SA-__	—	—	—	—

Ocal-Blue® Conduit Body Covers

STYLE	SIZE (IN. AND METRIC SIZE DESIGNATOR*)										
	½" 16	¾" 21	1" 27	1¼" 35	1½" 41	2" 53	2½" 63	3" 78	3½" 91	4" 103	
	Form 7	170F-__	270F-__	370F-__	470F-__	570F-__	670F-__	870F-__	870F-__	970F-__	970F-__
	Form 8	180F-4X-__	280F-4X-__	380F-4X-__	480F-4X-__	580F-4X-__	680F-4X-__	880F-__	880F-__	980F-__	980F-__
	Mark 9	190-__	290-__	390-__	490-__	590-__	690-__	889-__	889-__	989-__	989-__
	Form 7 Aluminum	170SA-__	270SA-__	370SA-__	470SA-__	570SA-__	670SA-__	870SA-__	870SA-__	970SA-__	970SA-__

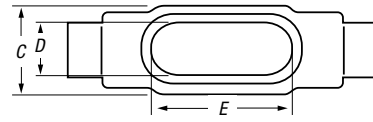
* Metric size designator (ANSI C80.1-1994).

PVC-Coated Conduit Bodies and Fittings



C Form 7 Ferrous Conduit Bodies with Covers

CAT. NO.	HUB SIZE*	DIMENSIONS (IN. AND MM)**					VOL. CAP. (CU.IN./CU.CM)
		A	B	C	D	E	
C17-	½"	5.45	1.40	1.45	.95	3.20	4.00
16		138.43	35.56	36.83	24.13	81.28	65.55
C27-	¾"	6.05	1.60	1.65	1.15	3.80	6.60
21		153.67	40.64	41.91	29.21	96.52	108.15
C37-	1"	6.75	1.90	1.80	1.35	4.55	10.60
27		171.45	48.26	45.72	34.29	115.57	173.70
C47-	1¼"	7.30	2.30	2.20	1.80	5.00	18.80
35		185.42	58.42	55.88	45.72	127.00	308.08
C57-	1½"	8.60	2.60	2.45	2.05	5.45	26.40
41		218.44	66.04	62.23	52.07	138.43	432.62
C67-	2"	9.50	3.20	3.05	2.45	6.40	51.00
53		241.30	81.28	77.47	62.23	162.56	835.74
C77-	2½"	12.10	3.65	4.25	3.60	8.40	102.00
63		307.34	92.71	107.95	91.44	213.36	1671.48
C87-	3"	12.10	4.40	4.25	3.60	8.40	132.00
78		307.34	111.76	107.95	91.44	213.36	2163.09



C Mark 9 Aluminum Conduit Bodies with Covers

CAT. NO.	HUB SIZE*	DIMENSIONS (IN. AND MM)**					VOL. CAP. (CU.IN./CU.CM)
		A	B	C	D	E	
C19-	½"	5.00	1.38	1.38	1.19	3.31	—
16		127.00	35.05	35.05	30.23	84.07	—
C29-	¾"	5.69	1.63	1.56	1.38	3.94	—
21		144.53	41.40	39.62	35.05	100.08	—
C39-	1"	6.59	1.88	1.75	1.50	4.56	—
27		167.39	47.75	44.45	38.10	115.82	—
C49-	1¼"	7.50	2.50	2.19	1.94	5.31	—
35		190.50	63.50	55.63	49.28	134.87	—
C59-	1½"	8.25	2.75	2.50	2.25	6.00	—
41		209.55	69.85	63.50	57.15	152.40	—
C69-	2"	10.50	3.44	3.19	2.88	8.06	—
53		266.70	87.38	81.03	73.15	204.72	—
C789-	2½"	15.63	4.44	5.00	4.25	10.88	—
63		397.00	112.78	127.00	107.95	276.35	—
C889-	3"	15.63	4.81	5.00	4.25	10.88	—
78		397.00	122.17	127.00	107.95	276.35	—
C989-	3½"	18.75	5.69	6.25	5.44	13.44	—
91		476.25	144.53	158.75	138.18	341.38	—
C1089-	4"	18.75	5.94	6.25	5.44	13.44	—
103		476.25	150.88	158.75	138.18	341.38	—

C Form 8 Ferrous Conduit Bodies with Covers

CAT. NO.	HUB SIZE*	DIMENSIONS (IN. AND MM)**					VOL. CAP. (CU.IN./CU.CM)
		A	B	C	D	E	
C18-4X-	½"	5.53	1.44	1.38	1.00	3.31	4.90
16		140.49	36.51	34.93	25.40	84.14	80.30
C28-4X-	¾"	6.28	1.53	1.19	1.19	3.94	8.00
21		159.54	38.89	30.16	30.16	100.01	131.10
C38-4X-	1"	7.31	1.94	1.75	1.38	4.56	13.00
27		185.74	49.21	44.45	34.93	115.89	213.03
C448-4X-	1¼"	8.50	2.38	2.19	1.75	5.31	23.50
35		215.90	60.33	55.56	44.45	134.94	385.10
C58-4X-	1½"	10.38	2.78	2.75	2.13	6.50	45.00
41		263.53	70.64	69.85	53.98	165.10	737.42
C68-4X-	2"	12.25	3.56	3.75	3.00	8.56	88.00
53		311.15	90.49	95.25	76.20	217.49	1442.06
C78-	2½"	15.63	4.44	5.00	4.25	10.88	110.00
63		396.88	112.71	127.00	107.95	276.23	1802.58
C88-	3"	15.63	4.81	5.00	4.25	10.88	110.00
78		396.88	122.24	127.00	107.95	276.23	1802.58

* Metric size designator (ANSI C80.1-1994).

** Dimensions shown are for uncoated conduit bodies.

C Form 7 Aluminum Conduit Bodies with Covers

CAT. NO.	HUB SIZE*	DIMENSIONS (IN. AND MM)**					VOL. CAP. (CU.IN./CU.CM)
		A	B	C	D	E	
C17SA-	½"	5.45	1.40	1.45	.95	3.20	4.00
16		138.43	35.56	36.83	24.13	81.28	65.55
C27SA-	¾"	6.05	1.60	1.65	1.15	3.80	6.60
21		153.67	40.64	41.91	29.21	96.52	108.15
C37SA-	1"	6.75	1.90	1.80	1.35	4.55	10.60
27		171.45	48.26	45.72	34.29	115.57	173.70
C47SA-	1¼"	7.30	2.30	2.20	1.80	5.00	18.80
35		185.42	58.42	55.88	45.72	127.00	308.08
C57SA-	1½"	8.60	2.60	2.45	2.05	5.45	26.40
41		218.44	66.04	62.23	52.07	138.43	432.62
C67SA-	2"	9.50	3.20	3.05	2.45	6.40	51.00
53		241.30	81.28	77.47	62.23	162.56	835.74
C77SA-	2½"	12.10	3.65	4.25	3.60	8.40	102.00
63		307.34	92.71	107.95	91.44	213.36	1671.48
C87SA-	3"	12.10	4.40	4.25	3.60	8.40	132.00
78		307.34	111.76	107.95	91.44	213.36	2163.09