












200-Amp loadbreak separable connectors

200-Amp loadbreak connectors and accessories

Image (not to scale)	Description	Voltage class	Cat. no.	Notes
	Contacts: LR long bi-metal ELR bi-metal LR copper LRT contact RLR contact	All 15/25 kV All 15 kV 15/25 kV	Use Table X1 02500X 02509X 02702X 02800X 00400X	N1 N2 N3
	Elbow probe	15 kV 25 kV 35 kV	166LRF 274LRF 375LRF	
	Elbow cable entrance insulating plug	All	10EP-W Use Table W6	
	Cable size adapter	15 kV	160CA-W Use Table W6 EB-FA Only	N4
	Direct voltage test meter adapter for: HD electric meters	All	200TC-1	N14
	Ross meters		200TC-2	N14
	Chance meters		200TC-4	N14
	2-Way well junction with stainless steel bracket	15/25 kV	K1601WJ2	N6
	2-Way well junction with "U" straps	15/25 kV	K1601WJ2-5	N5, 6, 11
	3-Way well junction with stainless steel bracket	15/25 kV	K1601WJ3	N6
	3-Way well junction with "U" straps	15/25 kV	K1601WJ3-5	N5, 6, 12
	4-Way well junction with stainless steel bracket	15/25 kV	K1601WJ4	N6
	4-Way well junction with "U" straps	15/25 kV	K1601WJ4-5	N5, 6, 13
	2-Point junction with stainless steel bracket	15 kV 25 kV 35 kV	164J2 274J2 373J2	N7 N7 N7
	2-Point junction with "U" straps	15 kV 25 kV 35 kV	164J2-5 274J2-5 373J2-5	N5, 8 N5, 11 N5, 11
	3-Point junction with stainless steel bracket	15 kV 25 kV 35 kV	164J3 274J3 373J3	N7 N7 N7
	3-Point junction with "U" straps	15 kV 25 kV 35 kV	164J3-5 274J3-5 373J3-5	N5, 9 N5, 12 N5, 12
	4-Point junction with stainless steel bracket	15 kV 25 kV 35 kV	164J4 274J4 373J4	N7 N7 N7
	4-Point junction with "U" straps	15 kV 25 kV 35 kV	164J4-5 274J4-5 373J4-5	N5, 10 N5, 13 N5, 13

- N1. Repair elbow has extended-length contact and elbow housing resulting in a net gain of 3/4" in length.
- N2. Copper lug for use on COPPER CONDUCTOR ONLY.
- N3. Replacement elbow has extended-length contact and elbow housing resulting in a net gain of 87/8" in length.
- N4. 160CA cable size adapter can only be used with elbow catalog numbers 165LR/166LR C, H or CC size only.
- N5. Also available as rubber only, without straps. Specify suffix "-4" in place of "-5" in the catalog number.
- N6. Supplied with replaceable stud. Replacement stud available separately. Specify 1000-150.
- N7. Hardware packages, consisting of brackets and straps only, may be ordered separately by specifying "-6" in the catalog number. Example 164J4-6.
- N8. Hardware package, consists of "U" straps and back plate only, may be ordered separately by specifying 1601US-J2.
- N9. Hardware package, consists of "U" straps and back plate only, may be ordered separately by specifying 1601US-J3.
- N10. Hardware package, consists of "U" straps and back plate only, may be ordered separately by specifying 1601US-J4.
- N11. Hardware package, consists of "U" straps and back plate only, may be ordered separately by specifying 271-68.
- N12. Hardware package, consists of "U" straps and back plate only, may be ordered separately by specifying 271-61.
- N13. Hardware package, consists of "U" straps and back plate only, may be ordered separately by specifying 271-70.
- N14. For use with direct test connectors.

Refer to the W and X tables on pages 86–87 for sizing to cable insulation diameter and conductor size. For cable shield adapters and jacket seals, see pages 76–77.