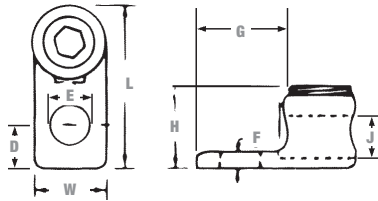




Copper Mechanical Connectors

Type L — Single Conductor, One-Hole Mount

- For copper conductors
- Screws are plated steel
- Compact design
- Add suffix P to catalogue number for tin plating
- One-piece construction for strength and durability
- Excellent for confined quarters
- Cat. Nos. L400 and L650 are cast from high strength bronze alloy
- Cat. Nos. L35, L70, L125 and L250 are cold forged from pure electrolytic copper
- Other models are cast from high strength bronze alloy
- CSA Certified and UL Listed

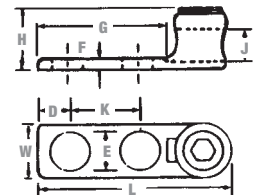



Cat. No.		Conductor Range		Dimensions (in.)							
Socket	Hex	Max.	Min.	L	W	H	F	D	J	E	G
L35*	-	8 str.	14 sol.	13/16	3/8	3/8	3/32	13/64	11/64	13/64	1/2
L70*	-	4 str.		1-1/8	17/32	35/64		9/32	9/32	9/32	21/32
L125BB**	L125H	1/0 str.	8 sol.	1-1/2	47/64	3/4		3/8	27/64	21/64	27/32
L250**	L250H	250 kcmil	6 str.	1-61/64	15/16	1-1/16	1/8	29/64	5/8	13/32	1-3/32
L400-BB**	L400H	500 kcmil	4/0 str.	3	1-13/32	1-15/32	9/32	5/8	7/8	9/16	1-5/8
L650BB**	L650H	1000 kcmil	500 kcmil	4	2	2-3/16	17/32	3/4	1-1/4		2

* Sizes L35 and L70 have screwdriver slot head screws only.
 ** Sizes L125 and up are Allen head screws.

Type L — Single Conductor, Two-Hole Mount

- Cast from high strength bronze alloy
- For use where large contact area is required to provide a more secure mounting
- CSA Certified and UL Listed



Cat. No.		Conductor Range		Dimensions (in.)								
Socket	Hex	Max.	Min.	L	W	H	F	D	K	E	G	J
L1252	L1252H	1/0 str.	4 str.	2-13/16	25/32	13/16	3/16			11/32	2	27/64
L2502	L2502H	250 kcmil	1/0 str.	3	3	1-1/32	15/64	7/16	1	13/32	1-7/8	5/8
L4002	L4002H	500 kcmil	4/0 str.	3-3/8	3-3/8	1-15/32	5/16				1-15/16	57/64
L6502-BB	L6502H	1000 kcmil	500 kcmil	4-15/16	4-15/16	2	3/8	9/16	1-1/2	9/16	2-3/4	1-1/4