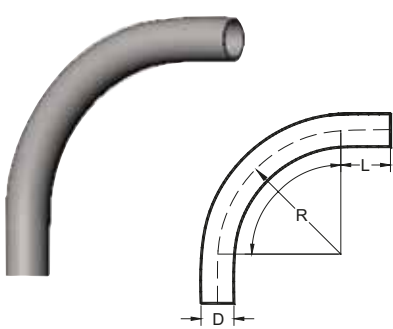
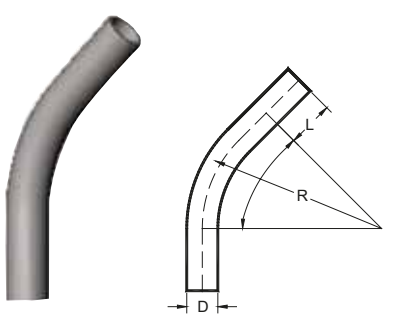
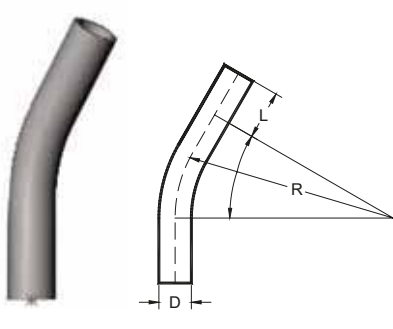


SCHEDULE 40 - Standard Radius Elbows (Plain End)

90° ELBOWS - Plain End						
	Size (in)	Part Number	Unit Quantity	Diameter (D) (in)	Length (L) (in)	Radius (R) (in)
	1/2	59588	35	0.840	1.500	4.00
	3/4	59589	50	1.050	1.500	4.50
	1	59590	25	1.315	1.875	5.75
	1 1/4	59591	150	1.660	2.000	7.25
	1 1/2	59592	10	1.900	2.000	8.25
	2	59593	200	2.375	2.000	9.50
	2 1/2	59594	100	2.875	3.000	10.50
	3	59595	50	3.500	3.125	13.00
	3 1/2	59596	50	4.000	3.250	15.00
4	59597	25	4.500	3.375	16.00	
5	59598	25	5.565	3.622	24.00	
6	59599	25	6.625	3.740	30.00	

45° ELBOWS - Plain End						
	Size (in)	Part Number	Unit Quantity	Diameter (D) (in)	Length (L) (in)	Radius (R) (in)
	1/2	59575	70	0.840	1.500	4.00
	3/4	59576	50	1.050	1.500	4.50
	1	59577	50	1.315	1.875	5.75
	1 1/4	59578	30	1.660	2.000	7.25
	1 1/2	59579	20	1.900	2.000	8.25
	2	59580	10	2.375	2.000	9.50
	2 1/2	59581	12	2.875	3.000	10.50
	3	59582	10	3.500	3.125	13.00
	3 1/2	59583	1	4.000	3.250	15.00
4	59584	1	4.500	3.375	16.00	
5	59585	1	5.565	3.625	24.00	
6	59586	1	6.625	3.750	30.00	

30° ELBOWS - Plain End						
	Size (in)	Part Number	Unit Quantity	Diameter (D) (in)	Length (L) (in)	Radius (R) (in)
	1/2	59561	50	0.840	1.500	4.00
	3/4	59562	50	1.050	1.500	4.50
	1	59563	50	1.315	1.875	5.75
	1 1/4	59564	30	1.660	2.000	7.25
	1 1/2	59565	25	1.900	2.000	8.25
	2	59566	25	2.375	2.000	9.50
	2 1/2	59567	10	2.875	3.000	10.50
	3	59568	10	3.500	3.125	13.00
	3 1/2	59569	1	4.000	3.250	15.00
4	59570	1	4.500	3.375	16.00	
5	59571	1	5.565	3.625	24.00	
6	59572	1	6.625	3.750	30.00	