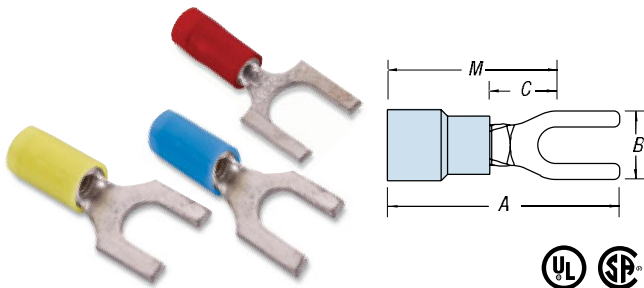


Fork Terminals

- Fork terminals enable easy installation because the mounting screw does not have to be completely removed
- Brazed-seam barrel is serrated for high pull-out value. Terminal is high-conductivity electrolytic copper, electro-tin plated.
- Insulation is color coded
- Vinyl-insulated fork terminals have extra-long PVC insulation sleeve for protection and stress relief at wire's flex point
- Suffix "X" indicates an expanded insulation support, meaning a wider wire entry to accommodate heavy wall insulation

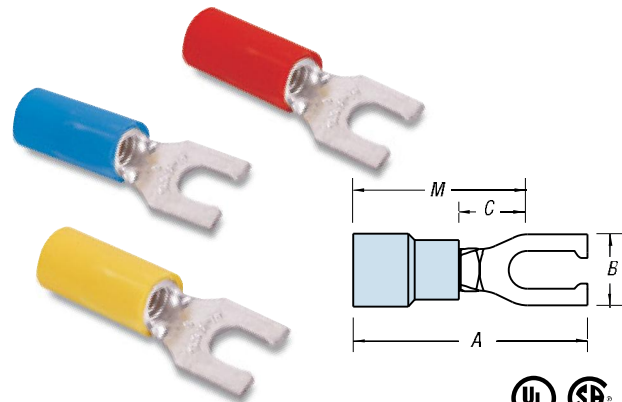


Nylon-Insulated Forks



CAT. NO.	PKG. QTY.	WIRE RANGE	MAX. INS.	BOLT HOLE	REC. TOOL	DIMENSIONS				STOCK THICK.	
						A	B	C	M		
RA18-6F	100	22-16	.136	#6		.83	.25	.25	.71	.02	
RA1103	1,000	22-16	.136	#6		.83	.25	.25	.71		
RA18-8F	100	22-16	.136	#8		.86	.31	.25	.71		
RA1123	1,000	22-16	.136	#8		.86	.31	.25	.71		
RA18-10F	100	22-16	.136	#10		.86	.31	.25	.71		
RA1153	1,000	22-16	.136	#10		.86	.31	.25	.71		
RA18-14F	100	22-16	.136	1/4"		.95	.44	.31	.70		
RA1163	1,000	22-16	.136	1/4"		.95	.44	.31	.70		
RB14-6F	100	18-14	.162	#6	ERG4001	.87	.31	.25	.71	.03	
RB1113	1,000	18-14	.162	#6		.87	.31	.25	.71		
RB14-8F	100	18-14	.162	#8		.87	.31	.25	.71		
RB1123	1,000	18-14	.162	#8		.87	.31	.25	.71		
RB14-10F	100	18-14	.162	#10		.87	.38	.25	.71		
RB1153	1,000	18-14	.162	#10		.87	.38	.25	.71		
RB14-14F	100	18-14	.162	1/4"		.95	.44	.28	.74		
RB1163	1,000	18-14	.162	1/4"		.95	.44	.28	.74		
RB1103	1,000	18-14	.162	#6		.74	.28	.16	.60		
RB1124	1,000	18-14	.190	#8		.95	.31	.25	.79		
RB1154	1,000	18-14	.190	#10		.95	.31	.25	.79		
RC10-6F	50	12-10	.210	#6			.97	.31	.27	.81	.04
RC1113	500	12-10	.210	#6			.97	.31	.27	.81	
RC10-8F	50	12-10	.210	#8			1.00	.37	.27	.81	
RC1123	500	12-10	.210	#8		1.00	.37	.27	.81		
RC10-10F	50	12-10	.210	#10		1.00	.37	.27	.81		
RC1153	500	12-10	.210	#10		1.00	.37	.27	.81		
RC10-14F	50	12-10	.210	1/4"		1.12	.50	.27	.86		
RC1163	500	12-10	.210	1/4"		1.12	.50	.27	.86		
RC1124	1,000	12-10	.250	#8		1.10	.37	.27	.91		
RC1154	1,000	12-10	.250	#10		1.10	.37	.27	.91		

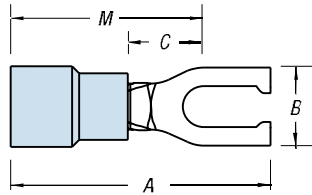
Nylon-Insulated Locking Forks



CAT. NO.	PKG. QTY.	WIRE RANGE	MAX. INS.	BOLT HOLE	REC. TOOL	DIMENSIONS				STOCK THICK.	
						A	B	C	M		
RA18-6FL	100	22-16	.136	#6		.86	.25	.25	.71	.02	
RA2213	1,000	22-16	.136	#6		.86	.25	.25	.71		
RA18-8FL	100	22-16	.136	#8		.86	.29	.25	.71		
RA2243	1,000	22-16	.136	#8		.86	.29	.25	.71		
RA18-10FL	100	22-16	.136	#10		.86	.29	.25	.71		
RA2253	1,000	22-16	.136	#10		.86	.29	.25	.71		
RB14-6FL	100	18-14	.162	#6	ERG4001	.87	.25	.25	.71	.03	
RB2213	1,000	18-14	.162	#6		.87	.25	.25	.71		
RB2214	1,000	18-14	.190	#6		.95	.25	.25	.79		
RB14-8FL	100	18-14	.162	#8		.87	.29	.25	.71		
RB2233	1,000	18-14	.162	#8		.87	.29	.25	.71		
RB14-10FL	100	18-14	.162	#10		.87	.29	.25	.71		
RB2253	1,000	18-14	.162	#10		.87	.29	.25	.71		
RB2254	1,000	18-14	.190	#10		.95	.29	.25	.71		
RC10-6FL	50	12-10	.210	#6			.97	.31	.27	.81	.04
RC2203	500	12-10	.210	#6			.97	.31	.27	.81	
RC2204	1,000	12-10	.250	#6			1.07	.31	.27	.91	
RC10-8FL	50	12-10	.210	#8			1.00	.37	.27	.81	
RC2213	500	12-10	.210	#8			1.00	.37	.27	.81	
RC10-10FL	50	12-10	.210	#10			1.00	.37	.27	.81	
RC2223	500	12-10	.210	#10		1.00	.37	.27	.81		
RC2224	1,000	12-10	.250	#10		1.10	.37	.27	.91		
RC10-14FL	50	12-10	.210	1/4"		1.12	.50	.32	.86		
RC2233	500	12-10	.210	1/4"		1.12	.50	.32	.86		

Fork Terminals

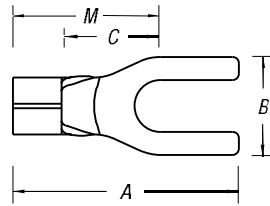
Vinyl-Insulated Locking Forks — Expanded Insulation



CAT. NO.	PKG. QTY.	WIRE RANGE	MAX. INS.	BOLT HOLE	REC. TOOL	DIMENSIONS				STOCK THICK.	
						A	B	C	M		
18RA-6FLX	100	22-16	.170	#6	ERG4001	.97	.25	.25	.81	.02	
RA2217-170	1,000	22-16	.170	#6		.97	.25	.25	.81		
18RA-8FLX	100	22-16	.170	#8		.97	.29	.25	.81		
18RA-10FLX	100	22-16	.170	#10		.97	.29	.25	.81		
RA2257-170	1,000	22-16	.170	#10		.97	.29	.25	.81		
14RB-6FLX	100	18-14	.200	#6		.97	.31	.27	.81		.03
RB2207-200	1,000	18-14	.200	#6		.97	.31	.27	.81		
RB2217-200	1,000	18-14	.200	#6		.97	.29	.27	.81		
14RB-8FLX	100	18-14	.200	#8		.97	.31	.27	.81		
RB2237-200	1,000	18-14	.200	#8		.97	.31	.27	.81		
14RB-10FLX	100	18-14	.200	#10	.97	.31	.27	.81			
RB2257-200	1,000	18-14	.200	#10	.97	.31	.27	.81			
10RC-6FLX	50	12-10	.250	#6	ERG4002	1.07	.31	.27	.91	.04	
RC2207-250	500	12-10	.250	#6		1.07	.31	.27	.91		
10RC-8FLX	50	12-10	.250	#8		1.10	.37	.27	.91		
10RC-10FLX	50	12-10	.250	#10		1.10	.37	.27	.91		
RC2227-250	500	12-10	.250	#10		1.10	.37	.27	.91		
10RC-14FLX	50	12-10	.250	1/4"		1.22	.50	.32	.96		

For multiple wire combinations per UL File E9609, see page G-8.

Non-Insulated Forks



CAT. NO.	PKG. QTY.	WIRE RANGE	BOLT HOLE	REC. TOOL	DIMENSIONS				STOCK THICK.		
					A	B	C	M			
A18-6F	100	22-16	#6	ERG4002	.72	.25	.27	.59	.02		
A116	1,000	22-16	#6		.72	.25	.27	.59			
A18-8F	100	22-16	#8		.75	.31	.27	.59			
A114	1,000	22-16	#8		.75	.31	.27	.59			
A18-10F	100	22-16	#10		.75	.31	.27	.59			
A115-TB	1,000	22-16	#10		.75	.31	.27	.59			
B14-6F	100	18-14	#6		ERG4002 ERG4005	.75	.31	.27		.59	.03
B64	1,000	18-14	#6			.75	.31	.27		.59	
B19	1,000	18-14	#6			.66	.25	.13		.50	
B14-8F	100	18-14	#8			.75	.31	.27		.59	
B65-TB	1,000	18-14	#8	.75		.31	.27	.59			
B14-10F	100	18-14	#10	.75		.31	.27	.59			
B115	1,000	18-14	#10	.75		.31	.27	.59			
B14-14F	100	18-14	1/4"	.90		.44	.38	.68			
C10-6F	50	12-10	#6	ERG4002 ERG4005		.77	.31	.27	.63	.04	
C133	500	12-10	#6			.77	.31	.27	.63		
C10-8F	50	12-10	#8		.82	.38	.27	.63			
C114	500	12-10	#8		.82	.38	.27	.63			
C10-10F	50	12-10	#10		.82	.38	.27	.63			
C115	500	12-10	#10		.82	.38	.27	.63			
C10-14F	50	12-10	1/4"		.98	.50	.37	.73			
C116-TB	500	12-10	1/4"		.98	.50	.37	.73			