

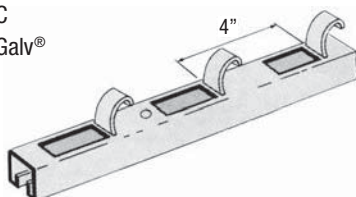
Channels and Concrete Inserts

Concrete inserts

Concrete Channel Inserts

***Finishes**

- HDGC
- GoldGalv®
- PGC



Insert with end caps and foam closure strip installed.

Cat. No.	Length (ft.)	Gauge	Wt. (lb./ft.)
A302-10*	10	12	2.19
A302-20*	20		2.19
B302-10*	10		1.36
B302-20*	20		1.36

Design Load 2000 lb. per foot in hard rock concrete with a safety factor of 3.

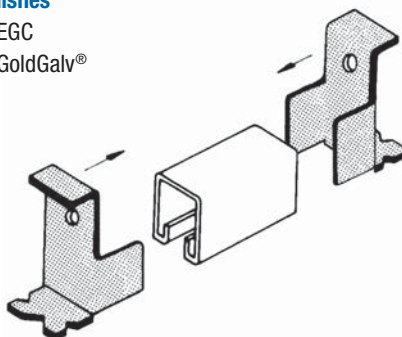
Standard lengths: 10 ft. and 20 ft.

Length tolerance: 3/16 in.

Anchor Caps

***Finishes**

- EGC
- GoldGalv®




12 gauge, Wt./C: 30 lb./C

A450* For A Series

C450* For C Series

From pieces of A, B, C channel and a pair of anchor caps, short concrete inserts can be fabricated in the field.

460-10TB Removable Plastic Closure Strip



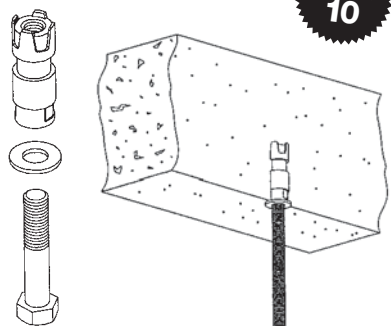
Designed as an added precaution to keep insert free of concrete. Closure strip fits all 1-5/8 in. wide strip inserts, regardless of depth.

Order per 10 foot, standard length is 10 ft.

Material – Black Plastic

Wt./C 52 lb.

SI400 Spot Insert Kit



STD. PACK 10

Cat. No.	Thred size	O.D. Insert	Wt./C lb.
SI400-3/8	3/8 – 16	2x5/8	10
SI400-1/2	1/2x13x1-1/4	2-1/2x7/8	35

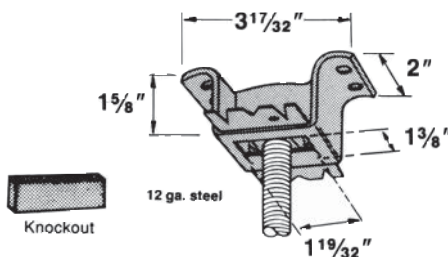
Other sizes available.

Maximum recommended load:

SI400-3/8 = 450 lb./204 kg

SI400-1/2 = 1000 lb./454 kg

452TB Spot Insert



Standard Finish – GoldGalv®

An insert with a knockout saves covering the opening. Accommodates hanger rod sizes from 1/4 in. through 7/8 in. by means of an AB102 insert nut, to be ordered separately.

Design load: 1350 lb. in 3000 lb. hard rock concrete with a safety factor of 3.

Complies with Specification MSS SP69, Type 18.