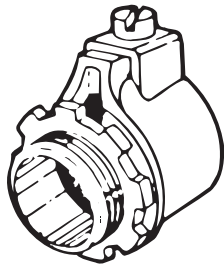


Armoured Cable and Flexible Metal Conduit Fittings

Specifications



3110 Series

Application

- To connect and effectively bond armoured cable or flexible metal conduit to a box or an enclosure

Features

- Provided with a saddle designed to:
 - Firmly secure conduit in place without damaging cable armour (Mechanical holding power of angled wedge assembly increases with increased strain.)
 - Provide high quality bond between conduit or cable and are unaffected by vibrations
 - Centralize conduit or cable with respect to throat opening for conductors
- Insulated throat protects conductors during and after installation, reduces wire pull effort and prevents thread damage in handling
- Locknuts designed to provide effective bond between fitting and box or enclosure, will not vibrate loose
- Designed with fewer screws—reduces installation time and cost

- Rugged all steel or malleable iron construction.
- CEC Rule 18-152 (6) and Bonding Rule 18-074 (1)(a) Class I, Zone 2 Flexible connections at motor terminals and similar places
CEC Rule J18-152 (6) and Bonding Rule J18-072 (1)(a) Class I, Division 2 Flexible connections at motor terminals and similar places

Standard Material/Finish

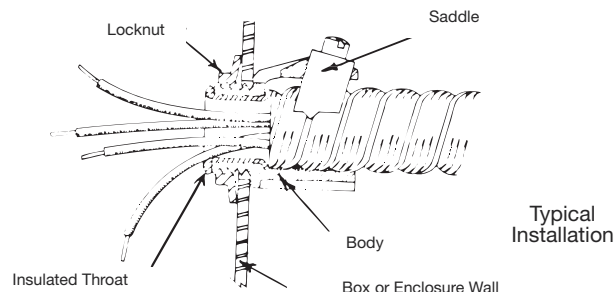
- Body:** Steel or malleable iron/ Electro Zinc Plated and Chromate Coated
- Saddle:** Steel/Electro Zinc Plated and Chromate Coated
- Screws:** Steel/Electro Zinc Plated and Chromate Coated
- Insulator:** Thermoplastic/ As Molded

Conformity

- UL 514B
- CSA C22.2 No. 18.3
- NEMA FB-1

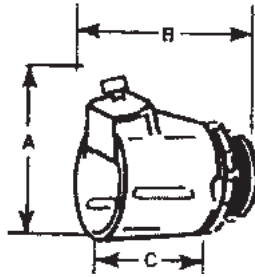
Series	Hub Size (in.)	Conduit Size (in.)	Cable Opening (in.)
3110 Series Straight Fittings	1/2 thru 5 NPS	3/8 thru 5	0.437 to 5.500
3130 Series 90° Fittings	1/2 thru 4 NPS	3/8 thru 4	0.437 to 4.560

(All hubs provided with straight pipe threads NPS)



Armoured Cable and Flexible Metal Conduit Fittings

Tite-Bite® Fittings—Nylon Insulated



Steel or malleable iron

The tough lining of insulation and the Tite-Bite® principles make these fittings a “must” when conductors are subject to conditions of vibration or strain

Cat. No.	Cable Opening (in.)		Trade Size (in.)	(in.)K.O. Size	Dimensions (in.)		
	max.	min.			A	B	C
3110-C*	0.656	0.437	3/8	1/2	1-7/16	1-5/16	7/16
3112	0.937	0.750	1/2	1/2	1-25/32	1-3/4	1-9/32
3115*	1.125	0.906	3/4	3/4	2	1-3/4	1-9/32
3117*	1.468	1.250	1	1	2-3/8	1-3/4	1-7/32
3118†	1.750	1.562	1-1/4	1-1/4	2-3/4	2	1-11/32
3119†	2.031	1.812	1-1/2	1-1/2	3-1/8	2-5/8	1-7/8
3120†	2.500	2.312	2	2	3-3/4	2-3/4	1-15/16
3121†	3.062	2.812	2-1/2	2-1/2	4-3/8	3-1/4	2-3/8
3122†	3.562	3.312	3	3	5	3-1/4	2-3/8
3123‡	4.060	3.620	3-1/2	3-1/2	5-1/4	3-11/16	2-15/32
3124**†	4.560	4.120	4	4	5-3/4	3-25/32	2-1/2
3125**	5.500	4.600	5	5	6-7/8	4-27/32	3

Material: Steel thru 3/4 in. trade size

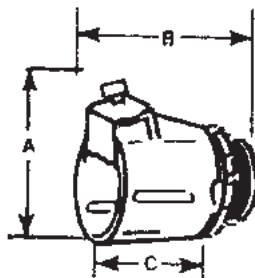
* UL Listed for armoured cable only

† UL Listed for flexible metal conduit only

‡ CSA not applicable

** Not UL Listed or CSA Certified

Tite-Bite® Fittings



Steel or malleable iron

Easy to install with double grip saddle. These fittings are completely salvageable. The 3/8 in. and 1/2 in. sizes are made of formed steel which produce a uniform high quality and a smooth throat that protects conductor insulation. 3/4 in. and larger size are malleable iron

Cat. No.	Cable Opening (in.)		Trade Size (in.)	K.O. Size (in.)	Dimensions (in.)		
	max.	min.			A	B	C
300-TBC*	0.656	0.437	3/8	1/2	7/16	1-5/16	7/16
302-C	0.937	0.750	1/2	1/2	1-7/64	1-11/16	3/4
304	1.093	0.906	3/4	3/4	1-7/32	1-11/16	29/32
306	1.468	1.250	1	1	1-1/8	1-3/4	1-1/4
308†	1.750	1.562	1-1/4	1-1/4	1-1/4	2-1/32	1-9/16
310†	2.031	1.812	1-1/2	1-1/2	1-3/4	2-9/16	1-13/16
312†	2.500	2.312	2	2	1-13/16	2-13/16	2-5/16
314†	3.062	2.812	2-1/2	2-1/2	2-1/4	3-1/8	2-13/16
316†	3.562	3.312	3	3	2-1/4	3-3/16	3-5/16

Material: Steel thru 3/4 in. trade size

* UL Listed for armoured cable only

† UL Listed for flexible metal conduit only