

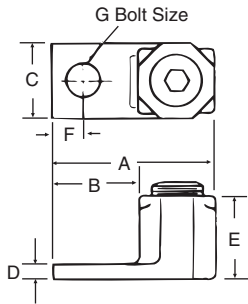
Blackburn®

LOCKTITE® and Tap Connectors — Code Copper Conductor

High pull-out strength and low resistance.

Cone Screw Lugs

- Conically shaped screw compresses copper conductor so each strand is forced to carry its share of the load
- Exerts equal pressure on each conductor strand



CAT. NO.	WIRE RANGE	DIMENSIONS (IN.)							TORQUE (IN.-LBS.)
		G	A	B	C	D	E	F	
71003	14-8	#10	13/16	7/16	3/8	3/32	3/8	3/16	20 *
71005	14-4	1/4	1 1/2	5/8	9/16	1/8	1 9/32	9/32	35 *
71010	4-2/0	3/8	1 25/32	2 1/2	2 3/32	3/16	2 5/32	3/8	150
71014	2-4/0	3/8	1 1/8	2 9/32	1 5/16	3/16	3 1/32	3/8	200
71015	1-250	3/8	2 1/2	2 9/32	1	7/32	1	3/8	250
71020	2/0-500	1/2	2 3/4	1 1/4	1 1/2	5/8	1 1/32	3/8	300

Add suffix G to lug Cat. No. 71003, 71005, 71010 and 71014 for lug with green screw for grounding identification.


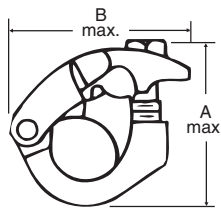
UL File No. E-9609.

*Indicates screwdriver torque; all others indicate torque wrench.

The most economical, easiest to install, approved connector for large to small branch taps.

HINJON Junior Tee-Parallel Taps

- All-around-grip jaws
- Automatically adjusts to size of main and branch
- Fast, simple installation with just a screwdriver or pliers
- Fitting can be easily taped



T&B Recommended Tightening Torque

SIZE OF CONDUCTOR RANGES	WRENCH TORQUE IN.-LBS.	SCREWDRIVER TORQUE IN.-LBS.
14 to 8	20	20
14 to 4	35	35
4 to 2/0	150	—
2 to 4/0	200	—
1 to 250	250	—
2/0 to 500	300	—

CAT. NO.	CABLE SIZE		DIMENSIONS (IN.)		
	MAIN	BRANCH	A	B	C
35107	8 to 4	14 to 8	1 1/8	7/8	5/8
35109	4 to 1/0	14 to 4	1 1/2	1	1 1/16
35111	1/0 to 4/0	14 to 4	1 3/4	1 1/8	2 7/32
35112	1/0 to 4/0	8 to 1	1 3/8	1 9/16	2 7/32
35115	300 to 500	14 to 4	1 3/8	1 1/8	1

Thomas & Betts

www.tnb.com

United States
Tel: 901.252.8000
800.816.7809
Fax: 901.252.1354

Technical Services
Tel: 888.862.3289