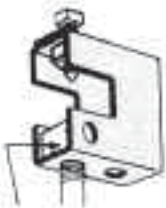


## Beam Clamps and Hanger Rods

### Superstrut® Beam Clamps and Hanger Rods

#### U562HDG



E146

Rod Size	Design Load Load/lb.
1/2	800

E146 Square nut order separately.  
1/2 in. set screw included.

For 20° swivel application use  
ES145-1/2 nut.

#### UM562HDGC



E146

Rod Size	Design Load Load/lb.
1/2	1200

E146 Square nut order separately.  
1/2 in. set screw included.

For 20° swivel application use  
ES145-1/2 nut.

#### US562HDGC



Rod Size	Design Load Load/lb.
1/2	800

1/2 in. set screw included.

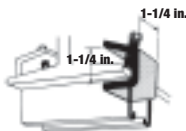
#### U568



Cat. No.	Beam Flange Width	A
<a href="#">U568-3EG</a>	6	9
<a href="#">U568-4EG</a>	9	12
<a href="#">U568-5EG</a>	12	15

16 ga. material.

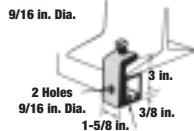
#### U514HDGC



3/8 in. x 1-1/2 in. set screw  
included.

Design Load 750 lb./per pair.

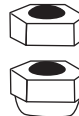
#### U515HDGC



For all in.A in. series channel.  
1/2 in. x 1-1/2 in. set screw  
included.

Design Load 800 lb.

#### ES145



Cat. No.	Size
<a href="#">ES145-3/8EG</a>	3/8
<a href="#">ES145-1/2EG</a>	1/2

#### E146



Cat. No.	Size
<a href="#">E146-1/4EG</a>	1/4
<a href="#">E146-5/16EG</a>	5/16
<a href="#">E146-3/8EG</a>	3/8
<a href="#">E146-1/2EG</a>	1/2
<a href="#">E146-5/8EG</a>	5/8

#### H104



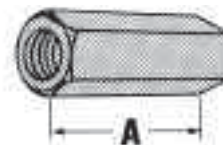
Standard length, 10 ft

Also available in stainless steel (304 and 316) in length of 6 ft.

#### NATIONAL COARSE THREAD

Cat. No.	Size	Threads per inch	Design Load lb.
<a href="#">H104-1/4x10EGC</a>	1/4	20	150
<a href="#">H104-3/8x10EGC</a>	3/8	16	610
<a href="#">H104-1/2x10EGC</a>	1/2	13	1130
<a href="#">H104-5/8x10EGC</a>	5/8	11	1810
<a href="#">H104-3/4x10EGC</a>	3/4	10	2710
<a href="#">H104-7/8x10EGC</a>	7/8	9	3770

#### H119



Order by product number, rod size, and finish. **Example: H119-1/2EGC.**

Rod Size	A
1/4	7/8
5/16	7/8
3/8	1-1/8
1/2	1-1/4
5/8	2-1/8
3/4	2-1/4
7/8	2-1/2
1	2-1/4

Finished & Materials: Gold Galv. dichromate (no suffix), ElectroGalvanized (EG), Hot dipped Galvanized (HDGC), Stainless Steel Type 316 (SS6C).