

## SINGLE POLE | Cam-Type Connectors

### Single Pole Devices

#### Leviton Single Pole Cam-Type Devices

Leviton single pole cam-type devices are designed to provide superior service and durability, even under the most severe operating conditions. Our 15 Series taper nose mini-cam plugs, receptacles and connectors are rated to 140 Amps, making them ideal for entertainment applications such as those found in carnivals and theme parks. Our 16 Series taper nose cam-type devices are rated up to 400 Amps, making them the connectors of choice for power distribution applications such as concerts, sound stages, movie making, television productions, sporting events and conventions.

The 18 Series single pole ball nose cam-type devices are also rated to 400 Amps, and are typically favored by the broadcasting and welding industries as well as many end users in Canada. All of these devices (except vulcanized plugs) feature solid brass contacts and shatter and crack proof Santoprene™ TPV insulators, making them ideal for both outdoor and indoor applications. The positive locking connection maintains its integrity even when subjected to vibration. Plus, they are interoperable and interchangeable with any competitive products.

#### Leviton Single Pole Latching Cam-Type Connectors

Our 17 & 19 Series taper and ball nose devices are rated up to 690 Amps and can withstand grueling, heavy-duty industrial use. Preferred applications for this series include generator test stations, water purification plants, electrochemical machining equipment and other general industrial uses.

Leviton's 22 & 23 Series single pole latching cam-type devices are also rated up to 690 Amps, providing heavy-duty, completely insulated connections that are vibration resistant. Contacts can also be retrofitted to existing locations and power distribution systems for an effortless installation. The 22 Series connectors also offers an innovative solution for all tower-to-cell cable connections in wind turbines. Our in-line cam-type connectors partnered with pre-assembled harnesses allow quick connect and disconnect on site. In addition, when compared to traditional "butt-splice" methods, cam connectors lower total installation costs drastically. These connectors are commonly used to provide power to ships dock-side, and are recognized by ETL Labs to meet U.S. Navy specifications.

### Single Pole Group

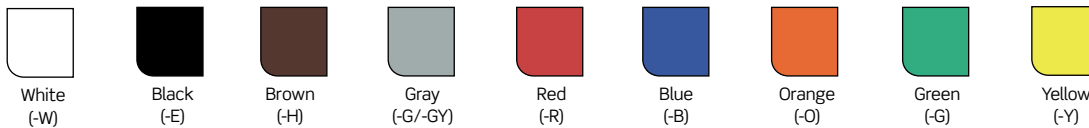


**Cam-Type Connectors**

**16 Series**



**Color Choices** Cam-Type connectors are offered in a wide range of colors. To order colors, add suffix to Cat. No.



Cam-Type Connectors			
Connector Type	Component	Description	Standards and Certifications (NEMA, UL, CSA)
15, 16, 18 Series Connectors	Sleeve*	Santoprene™	See individual pages throughout this section for specific Standards and Certifications information
	Contact	Brass	
	Strain Relief	Copper Wire	
17, 19, 22/23 Series Connectors	Sleeve**	Neoprene™	See individual pages throughout this section for specific Standards and Certifications information
	Contact	Brass	
	Strain Relief	Copper Wire	

\*V Series Neoprene™  
\*\*22L22/25-S Series Santoprene™

Continued on next page

## SINGLE POLE | Cam-Type Connectors

Continued from previous page

### Cam-Type Connectors

#### Features and Benefits

##### Cam Connectors for Commercial and Industrial Use

Leviton offers a wide variety of single pole cam-type cable connectors and panel mount receptacles that supply temporary electrical power distribution for multiple indoor and outdoor applications. The heavy-duty connectors are the standard for the following markets:

- Entertainment and movie industry
- Concerts and theme parks
- Carnival equipment
- Conventions

##### Other applications include

- Motor and generator splices
- Mining and construction sites
- Commercial and navy shipbuilding and repair
- Other temporary power applications

Leviton manufactures the highest quality single pin connectors available. Our connectors are completely compatible with competitive cam-type products and can be retrofitted to existing locations and power distribution systems. We offer a variety of quick connect/disconnect connectors for various amperage ratings in a multitude of cable sizes.

##### Connectors are available in

- Set screw termination
- Crimp termination
- Taper nose and ball nose configurations
- Vulcanized

##### Leviton Cam-Type Connectors

- Intermateable and compatible with competitive cam-type products — can be retrofitted to existing locations and power distribution systems
- Locking and reinforcing ring won't melt, break or crack
- Shatter and crack proof — high durometer thermoplastic elastomer (TPV) or neoprene rubber
- Color-coded insulating sleeves — fast and easy phase identification
- Self compensating for wear — slit and cam in male contact provides spring action for longer usage
- Quick connect/disconnect — twist and pull provided by double cam male and cam button in female
- High conductivity — positive, vibration-proof connection provided by double cam design
- Wide range of applications — usable with a multitude of cable and amperage ratings
- Meets NEC Code, UL Listed and CSA Certified. NEMA 3R-Rated for use in outside locations

##### Experience the Difference



Our cam-type connectors are designed for easy assembly and disassembly without special tools. A thermoplastic insulated screw is used to tightly secure the contact inside the insulating sleeve — making assembly, disassembly and field repairs effortless. The connectors use plastic locking and reinforcement rings molded into insulating sleeves and receptacles. Under severe stress and load conditions, these plastic locking and reinforcement rings will not melt, break or crack.

**16 Series Cam-Type Connectors (up to 400A, 600V)**

16 Series, Taper Nose — Single Set Screw				
Description	Color	Cat. No. Complete	Cat. No. Insulator	
Male Detachable Plug — Single Set Screw (Cable Size: 1/0-4/0)	White	16D23-W	16SDM-1PW	
	Black	16D23-E	16SDM-1PE	
	Brown	16D23-H	16SDM-1PH	
	Red	16D23-R	16SDM-1PR	
	Blue	16D23-B	16SDM-1PB	
	Orange	16D23-O	16SDM-1PO	
	Green	16D23-G	16SDM-1PG	
	Yellow	16D23-Y	16SDM-1PY	
Female Detachable Plug — Single Set Screw (Cable Size: 1/0-4/0)	White	16D32-W	16SDF-1PW	
	Black	16D32-E	16SDF-1PE	
	Brown	16D32-H	16SDF-1PH	
	Red	16D32-R	16SDF-1PR	
	Blue	16D32-B	16SDF-1PB	
	Orange	16D32-O	16SDF-1PO	
	Green	16D32-G	16SDF-1PG	
	Yellow	16D32-Y	16SDF-1PY	

\*Contact factory for availability



16 Series, Taper Nose — Double Set Screw  				
Description	Color	Cat. No. Complete	Cat. No. Contact	Cat. No. Insulator
Male Detachable Plug — Double Set Screw (Cable Size: 1/0-4/0)	White	16D24-W	16D24-PC	16SDM-1PW
	Gray	16D24-GY	16D24-PC	—
	Black	16D24-E	16D24-PC	16SDM-1PE
	Brown	16D24-H	16D24-PC	16SDM-1PH
	Red	16D24-R	16D24-PC	16SDM-1PR
	Blue	16D24-B	16D24-PC	16SDM-1PB
	Orange	16D24-O	16D24-PC	16SDM-1PO
	Green	16D24-G	16D24-PC	16SDM-1PG
Female Detachable Plug — Double Set Screw (Cable Size: 1/0-4/0)	White	16D33-W	16D33-PC*	16SDF-1PW
	Gray	16D33-GY	16D33-PC*	—
	Black	16D33-E	16D33-PC*	16SDF-1PE
	Brown	16D33-H	16D33-PC*	16SDF-1PH
	Red	16D33-R	16D33-PC*	16SDF-1PR
	Blue	16D33-B	16D33-PC*	16SDF-1PB
	Orange	16D33-O	16D33-PC*	16SDF-1PO
	Green	16D33-G	16D33-PC*	16SDF-1PG
Yellow	16D33-Y	16D33-PC*	16SDF-1PY	

\*Contact factory for availability