

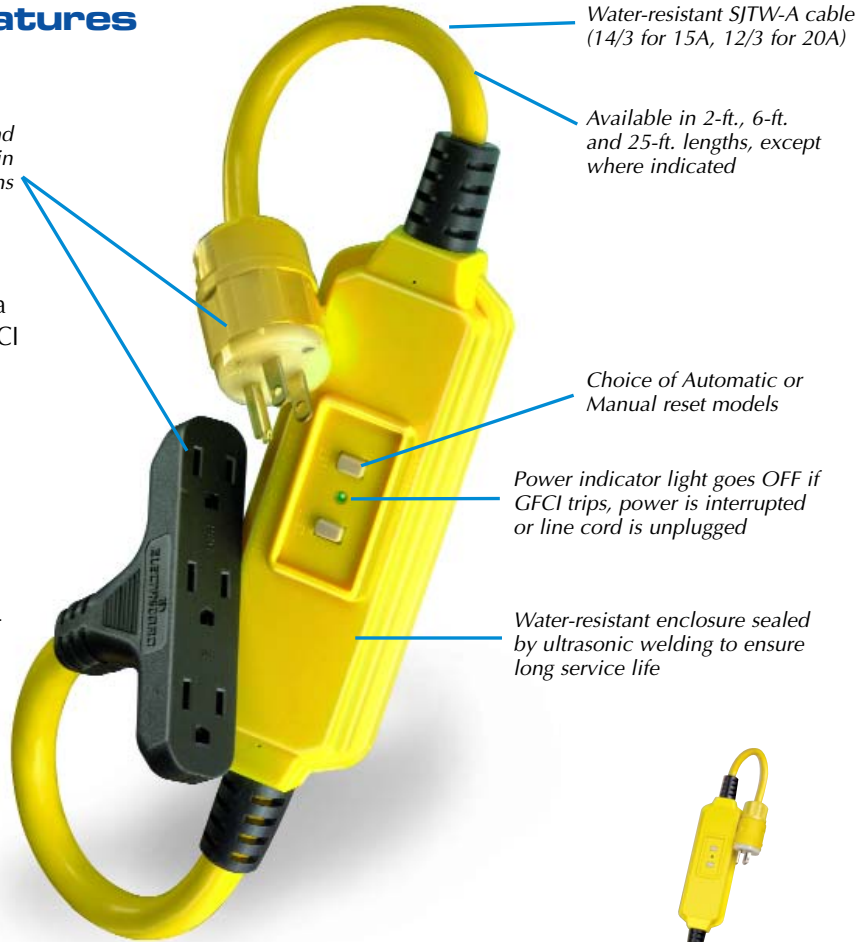
GFCI Personnel Protection Devices

GFCI Cord Set Features

Equipped with Industrial Grade plugs and connectors to provide long service life in heavy-duty applications

Agency Standards

- Complies with UL Standard 943 as a Recognized Component Class A GFCI power supply with open neutral protection
- UL Listed (File #E-48380), 15A devices also CSA Certified (File #LR-5781)
- Fully complies with NEC code article #527.6, 6(A) and 6(B) and OSHA regulation CFR 1926-404b(i)(ii) for construction sites



Water-resistant SJTW-A cable (14/3 for 15A, 12/3 for 20A)

Available in 2-ft., 6-ft. and 25-ft. lengths, except where indicated

Choice of Automatic or Manual reset models

Power indicator light goes OFF if GFCI trips, power is interrupted or line cord is unplugged

Water-resistant enclosure sealed by ultrasonic welding to ensure long service life



*Cat. No. 66591-WL
Provides lighting and GFCI protection in out-of-the-way locations*

** Custom lengths and configurations available as special order*



Manual Reset GFCI Cord Sets with Wetguard™ plugs and connectors provide outstanding corrosion-resistance where water is present

GFCI Protection: An OSHA Requirement on the Job Site

OSHA definitely means business, with fines for willful violations reaching as high as \$70,000! The second most common OSHA electrical violation at construction sites involves non-compliance with either the Assured Equipment Grounding Program or Ground Fault Protection. Whichever program you choose, portable GFCI Cord Sets or an approved grounding conductor program, make sure it is used 100% of the time. Ignoring OSHA requirements can cost money as well as business. Compliance with OSHA and NEC standards is absolutely mandatory, and use of Leviton GFCI Cord Sets is a reliable, economical way to accomplish that.

GFCI Cord Sets Must Have Open-Neutral Protection

Open-Neutral Protection immediately trips the GFCI if the neutral conductor on the line side is opened. This eliminates the possibility of the GFCI Cord Set having a live hot leg, even though it may appear as though power is off due to the open neutral. A normal GFCI receptacle would not be able to trip under these conditions.

Automatic vs. Manual Reset Cord Sets















Automatic Reset GFCI Cord Sets (black body) automatically reset ON when power is restored. Manual Reset units (yellow body) will not automatically reset after power interruption; the reset button must be pushed in.

GFCI Personnel Protection Devices

Automatic Reset GFCI Cord Sets and Extension Cords – Black Body

- Automatically resets to ON when plugged in or after power interruption
- Available in 2-ft, 6-ft and 25-ft lengths except where indicated

Automatic Reset – Black Body

Cat. No.	Description/Rating	Length (In Feet)	NEMA Configuration	
			Plug End	Connector End
66591-2C	15A-125V GFCI Cord Set	2'	5-15P 	5-15R 
66591-6C	Same as above	6'		
66591-25C	Same as above	25'		
66593-3	15A-125V Triple-tap Cord Set	3'	5-15P 	5-15R 
66891-3	20A-125V GFCI Cord Set	3'	5-20P 	5-20R 
66597-3	15A-125V GFCI Cord Set	3'	L5-15P 	L5-15R 
66897-3	20A-125V GFCI Cord Set	3'	L5-20P 	L5-20R 
26591-37C	15A-125V GFCI Extension Cord	37'	5-15P 	No Connector
26592-E	15A-250V GFCI Extension Cord	35'	6-15P 	No Connector
36591-37C	20A-125V GFCI Extension Cord	37'	5-20P 	No Connector
36592-E	20A-250V GFCI Extension Cord	35'	6-20P 	No Connector

*Custom lengths and configurations available as special order

Portable Work Light Cord Set w/Automatic Reset GFCI-Protected Receptacle

- Provides lighting and GFCI protection in out-of-the-way locations

Portable Work Light – Black Body

Cat. No.	Description	NEMA Configuration	
66591-WL	Portable Work Light on 20-foot Yellow "Safety" Cord with GFCI-Protected Receptacle	5-15P 	5-15R 











Manual Reset GFCI Cord Sets – High-Visibility Yellow Body

- Must be manually set to ON each time it is plugged in, or after a power interruption, which helps to avoid potential accidents with power tools
- Water-resistant SJTW-A cable, yellow (14/3 for 15A 12/3 for 20A)
- Available in 3-ft and 25-ft lengths

FOR WETGUARD MANUAL RESET GFCI CORD SETS ONLY

- Manual Reset GFCI Cord Sets can also be equipped with Wetguard™ plugs and connectors for outstanding corrosion resistance where water and moisture are present

Manual Reset – High Visibility Yellow Body

Cat. No.	Description/Rating	Length (In Feet)	NEMA Configuration	
			Plug End	Connector End
69591-3	15A-125V GFCI Cord Set	3'	5-15P 	5-15R 
69591-25	Same as above	25'		
69593-3	15A-125V Triple-tap GFCI Cord Set	3'	5-15P 	5-15R 
69891-3	20A-125V GFCI Cord Set	3'	5-20P 	5-20R 
69591-W3	15A-125V GFCI Cord Set with Wetguard™ Plug and Connector	3'	5-15P 	5-15R 
69591-W25	Same as above	25'		
69891-W3	Rated 20A-125V GFCI Cord Set with Wetguard™ Plug and Connector	3'	5-20P 	5-20R 

*Custom lengths and configurations available as special order

