

Flex 12™ Trac Sections

The Flex 12 unique trac construction combines a flexible insulating core that separates two flat aluminum conductors. Can be field cut and curved (see Layout & Installation Guidelines section). 25-amp capacity.

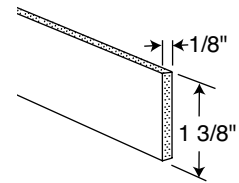


Key Features:

- Attractive satin aluminum finish
- Can be used in straight sections or field curved – see below for trac bending machine
- 25-amp capacity (12V or 24V) for long, economical runs up to 600 watts per circuit
- Available in 4' and 8' lengths
- Connectors that electrically and/or mechanically join trac sections into longer runs
- Can be cut to length by installer

Catalog #	Finish	Description
TF4SL	Silver	4' trac (actual length 48")
TF8SL	Silver	8' trac (actual length 96")

Dimensions



Portable Bending Machine

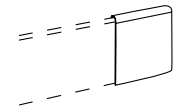


Catalog #	Finish	Description
JLG-B100	Silver	<ul style="list-style-type: none"> • Portable Bending Machine for flexible trac and rail • Bends Juno Flex 12 and MonoLine trac • Clamps to a work surface • Easily makes smooth, repeatable bends • Comes with durable carrying case

End Cover



Catalog #	Finish	Description
TF30SL	Silver	<ul style="list-style-type: none"> • Optional vinyl-dipped sleeve protects end of trac • One End Cover per package

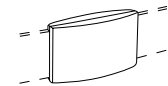


Connectors



Straight Connector

Catalog #	Finish	Description
TF23SL	Silver	<ul style="list-style-type: none"> • Electrically and/or mechanically joins two sections of trac



Right Angle (90°) Connector

Catalog #	Finish	Description
TF24SL	Silver	<ul style="list-style-type: none"> • Electrically and/or mechanically joins two sections of trac at a right angle (90°)

