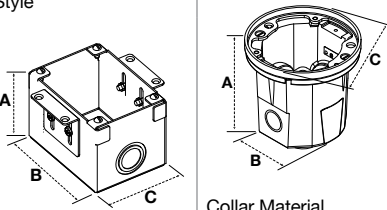








**Dimensions Inches (mm)**

Style	 Collar Material Brass	Rectangular Stamped Steel			Round Cast Iron	
		1-Gang	2-Gang	3-Gang	1-Gang	1-Gang
		 <b>B2481*</b>	 <b>B2482</b>	 <b>B2483</b>	 <b>B2588*</b>	 <b>B2588275*</b>
Adjustability		Semi	Semi	Semi	Non	Non
Cubic Inch (cm3) Capacity Per Gang		42.0 cu. in. (658.3 cm3)	42.5 cu. in. (696.5 cm3)	42.5 cu. in. (696.5 cm3)	18.5 cu. in. (303.2 cm3)	18.5 cu. in. (303.2 cm3)
Dimensions – A		3.13" (79.5)	3.13" (79.5)	3.13" (79.5)	3.65" (92.7)	3.65" (92.7)
Dimensions – B		4.50" (114.3)	4.50" (114.3)	4.50" (114.3)	3.22" (81.8)	3.22" (81.8)
Dimensions – C		3.20" (81.3)	6.42" (163.1)	9.64" (244.9)	4.09" (103.9)	4.09" (103.9)
Threaded Access Holes		–	–	–	Bottom (2) 1/2"	Sides (2) 3/4" Bottom (2) 1/2"
Knockouts – Sides		(1) 1/2", 3/4", 1"	(2) 1/2", 3/4", 1"	(3) 1/2", 3/4", 1"	–	–
Knockouts – Ends		–	–	–	–	–
Knockouts – Bottom		(1) 1/2" - 1 1/4"	(2) 1/2" - 1 1/4"	(3) 1/2" - 1 1/4"	–	–
Debris Cover Included		✓	✓	✓	–	–
Closure Plugs Included		–	–	–	✓	✓
Removable LV Barrier		–	✓	✓	–	–

Note: UL File Number E31999. CSA File Number LR18416.  
\*Suitable for single service applications only.




**Rectangular Flanges (Required)**

	<b>SB3083W</b>	<b>SB3084W</b>	<b>SB3085W</b>
Brass			
Aluminum	<b>SA3083W</b>	<b>SA3084W</b>	<b>SA3085W</b>
			
No. of Gangs	1-Gang	2-Gang	3-Gang
Dimensions	6.00" x 4.85"	6.00" x 8.13"	6.00" x 11.34"

**Round Flanges**

<b>S3182</b>	<b>S3082</b>
Brass	
Aluminum	<b>SA3182</b>
	
Dimensions	5.25" Dia. 6.25" Dia.


**Round Covers (3.88" Dia.)**

<b>S3925</b>	<b>S3725</b>	<b>S2525</b>
Brass		
Aluminum	<b>SA3925</b>	<b>SA3725</b>
		
		
Dimensions	Duplex Flap	Duplex Screw
	2 1/8" x 3/4" Comb.	2 1/8" x 3/4" Comb.

**Covers – One Required per Gang**

	<b>S3825</b>	<b>S3625</b>	<b>S3826</b>	<b>S2425</b>
Brass				
Aluminum	<b>SA3825</b>	<b>SA3625</b>	<b>SA3826</b>	<b>SA2425</b>
Dimensions				
	Duplex Flap	Duplex Screw	Style Line® Decorator Opening	2 1/8" x 3/4" Combination
				
	2 1/8" x 1" Combination	2 1/8" Single Receptacle	2 3/8" Single Receptacle	Blank

**Round Covers**






























	<b>S2725</b>	<b>S2925</b>	<b>S3525</b>	<b>S3325</b>
Brass				
Aluminum	<b>SA2725</b>	<b>SA2925</b>	–	–
Dimensions				
	2 1/8" x 1" Comb.	2 1/8" Single Receptacle	2 3/8" Single Receptacle	2 1/8" Single Rec. (Terrazzo Floor)

**One Piece Brass Cover and Carpet Flange**

	<b>SF3925</b>	<b>SF2525</b>	<b>SF2725</b>	<b>SF2925</b>
Brass				
Dimensions				
	Duplex Flang	2 1/8" x 3/4" Combination	2 1/8" x 1" Combination	2 1/8" Single Receptacle

Dimensions in Inches (mm)

# Floor Boxes Floor Box Cover to Receptacle Compatibility Chart

Cover Style		Terazzo (2 1/8")	2 3/8"	2 1/2"	Duplex Flap	Duplex Plug	Style Line®
Round		<b>S3325</b> 	<b>S3525</b> 	<b>S(A)2925</b>  <b>S(A)2725</b>  <b>S(A)2525</b> 	<b>S(A)3925</b> 	<b>S(A)3725</b> 	
Rectangular			<b>S3425</b> 	<b>S2825</b>  <b>S(A)2625</b>  <b>S(A)2425</b> 	<b>S(A)3825</b> 	<b>S(A)3625</b> 	<b>S(A)3826</b> 
Rating	NEMA Config.						
2P, 3W 15A, 125V	5-15R 	<b>HBL5251</b> <b>HBL5261</b> <b>IG5261</b>	<b>HBL5251</b> <b>HBL5261</b> <b>IG5261</b>	<b>HBL5251</b> <b>HBL5261</b> <b>IG5261</b>	<b>5252AB</b> <b>5262B</b> <b>CR5252IG</b> <b>HBL5252</b> <b>HBL5262</b> <b>IG5262</b>	<b>5252AB</b> <b>5262B</b> <b>CR5252IG</b> <b>HBL5252</b> <b>HBL5262</b> <b>IG5262</b>	<b>HBL2152</b> <b>IG2152</b> <b>GF15LA</b> <b>HBL5260SA</b> <b>HBL5262SA</b>
2P, 3W 15A, 125V	L5-15R 	<b>HBL4710</b> <b>IG4710</b>	<b>HBL4710</b> <b>IG4710</b>	<b>HBL4710</b> <b>IG4710</b>	<b>HBL4700</b> <b>IG4700A</b> <b>HBL4792</b> <b>HBL4794</b> <b>HBL4795</b>	<b>HBL4700</b> <b>IG4700A</b> <b>HBL4792</b> <b>HBL4794</b> <b>HBL4795</b>	
2P, 3W 15A, 250V	6-15R 	<b>HBL5661</b> <b>IG5661</b>	<b>HBL5661</b> <b>IG5661</b>	<b>HBL5661</b> <b>IG5661</b>	<b>HBL5652</b> <b>HBL5662</b> <b>IG5662</b>	<b>HBL5652</b> <b>HBL5662</b> <b>IG5662</b>	
2P, 3W 15A, 250V	L6-15R 	<b>HBL4560</b> <b>IG4560</b>	<b>HBL4560</b> <b>IG4560</b>	<b>HBL4560</b> <b>IG4560</b>	<b>HBL4550</b> <b>IG4550A</b>	<b>HBL4550</b> <b>IG4550A</b>	
2P, 3W 15A, 277V	7-15R 				<b>HBL5302</b>	<b>HBL5302</b>	
2P, 3W 15A, 277V	L7-15R 	<b>HBL4760</b>	<b>HBL4760</b>	<b>HBL4760</b>	<b>HBL4750</b>	<b>HBL4750</b>	
2P, 3W 20A, 125V	5-20R 	<b>HBL5361</b> <b>IG5361</b>	<b>HBL5361</b> <b>IG5361</b>	<b>HBL5361</b> <b>IG5361</b>	<b>5352AB</b> <b>5362B</b> <b>CR5352IG</b> <b>HBL5352</b> <b>HBL5362</b> <b>IG5362</b>	<b>5352AB</b> <b>5362B</b> <b>CR5352IG</b> <b>HBL5352</b> <b>HBL5362</b> <b>IG5362</b>	<b>HBL2162</b> <b>IG2162</b> <b>GF20LA</b> <b>HBL5360SA</b> <b>HBL5362SA</b>
2P, 3W 20A, 125V	5-20R 				<b>HBL5392</b>	<b>HBL5392</b>	
2P, 3W 20A, 125V	L5-20R 	<b>HBL2310</b> <b>IG2310</b>	<b>HBL2310</b> <b>IG2310</b>	<b>HBL2310</b> <b>IG2310</b>			
2P, 3W 20A, 250V	6-20R 	<b>HBL5461</b> <b>IG5461</b>	<b>HBL5461</b> <b>IG5461</b>	<b>HBL5461</b> <b>IG5461</b>	<b>HBL5462</b> <b>IG5462</b>	<b>HBL5462</b> <b>IG5462</b>	
2P, 3W 20A, 250V	L6-20R 	<b>HBL2320</b> <b>IG2320</b>	<b>HBL2320</b> <b>IG2320</b>	<b>HBL2320</b> <b>IG2320</b>			
2P, 3W 30A, 125V	L5-30R 	<b>HBL2610</b> <b>IG2610</b>	<b>HBL2610</b> <b>IG2610</b>	<b>HBL2610</b> <b>IG2610</b>			
2P, 3W 30A, 250V	L6-30R 	<b>HBL2620</b> <b>IG2620</b>	<b>HBL2620</b> <b>IG2620</b>	<b>HBL2620</b> <b>IG2620</b>			
3P, 4W, 20A 125/250V	14-20R 	<b>HBL8410</b>	<b>HBL8410</b>	<b>HBL8410</b>			
	L14-20R 	<b>HBL2410</b> <b>IG2410</b>	<b>HBL2410</b> <b>IG2410</b>	<b>HBL2410</b> <b>IG2410</b>			
3P, 4W, 20A 3Ø 250V	15-20R 	<b>HBL8420</b>	<b>HBL8420</b>	<b>HBL8420</b>			
	L15-20R 	<b>HBL2420</b> <b>IG2420</b>	<b>HBL2420</b> <b>IG2420</b>	<b>HBL2420</b> <b>IG2420</b>			
3P, 4W, 30A 125/250V	L14-30R 	<b>HBL2710</b> <b>IG2710</b>	<b>HBL2710</b> <b>IG2710</b>	<b>HBL2710</b> <b>IG2710</b>			
3P, 4W, 30A 3Ø 250V	L15-30R 	<b>HBL2720</b> <b>IG2720</b>	<b>HBL2720</b> <b>IG2720</b>	<b>HBL2720</b> <b>IG2720</b>			
3P, 4W, 30A 3Ø 600V	L17-30R 	<b>HBL2740</b>	<b>HBL2740</b>	<b>HBL2740</b>			
4P, 5W, 20A 3ØY 120/208V	L21-20R 	<b>HBL2510</b> <b>IG2510</b>	<b>HBL2510</b> <b>IG2510</b>	<b>HBL2510</b> <b>IG2510</b>			
4P, 5W, 20A 3ØY 347/600V	L23-20R 	<b>HBL2530</b>	<b>HBL2530</b>	<b>HBL2530</b>			
4P, 5W, 30A 3ØY 120/208V	L21-30R 	<b>HBL2810</b> <b>IG2810</b>	<b>HBL2810</b> <b>IG2810</b>	<b>HBL2810</b> <b>IG2810</b>			
4P, 5W, 30A 3ØY 347/600V	L23-30R 	<b>HBL2830</b>	<b>HBL2830</b>	<b>HBL2830</b>			



Experiencing a problem? Let Hubbell accessories help solve it. Hubbell stacking (adjustable) collars are the answer if the box is set too low. Need a replacement? Choose from a full line of replacement covers and fittings. Hubbell accessories also help you with the protection you need for plugs and receptacles.

## Problem Solvers and Replacement Components Stacking (Adjustable) Collars and Frames

Designed to be used if floor box is set too low beneath the floor surface or the adjustable collar and/or adapter on the box is damaged.

If the box number is...	Extension Value	Use Collar Number
B2429, B2427, B2436 or B2437	.81" (20.5)	<b>C2400*</b>
B2503, B2506	1.06" (26.9)	<b>C2504*</b>
B2529, B2536, B2527 or B2537	1.06" (26.9)	<b>C2500*</b>
B4233	1.03" (26.2)	<b>C4200*</b>
B4333	1.03" (26.2)	<b>C4300*</b>

*Note: \*Only available as sets (collars and adapters). In cases where the adapter on the floor box is not damaged, and only stacking is required, discard the adapter and use only the collar. The adjustable collars listed above can be stacked as required to reach the floor surface. Longer screws will be required if more than one collar is stacked (screws not provided). These screws are commercially available. Flat head #12-24 UNC machine screw x (approx. length). Minor Upward Adjustments: Round or Rectangular cover frames (trim rings) may be stacked if the floor box is only slightly recessed below the floor surface.*

## Replacement Components for Floor Box Covers and Fittings

Box Type	Dimension	Extension Value	Catalog Number	
			Brass	Aluminum
Round	4.19" (106.4) diameter	.31" (7.9)	<b>S5016</b>	<b>SA5016</b>
Rectangular	3.19" (81.0) x 4.38" (111.2)	.31" (7.9)	<b>S5017A</b>	<b>SA5017A</b>
Rectangular, grounding	3.19" (81.0) x 4.38" (111.2)	.31" (7.9)	<b>S5017G</b>	<b>SA5017G</b>

## Crown Plugs

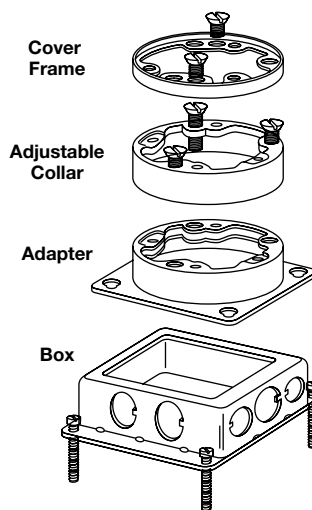
Description	Used in the following covers	Catalog Number	
		Brass	Aluminum
¾" thread size.	S2525, SA2525, S881, S2555, S2530, S2425, SA2425, SF2525	<b>S5012</b>	<b>SA5012</b>
1" thread size.	S2725, SA2725, S2755, S2730, S2625, SA2625, SF2725	<b>S5013</b>	<b>SA5013</b>

## Flush Cap Rings

Description	Used in the following covers	Catalog Number	
		Brass	Aluminum
2½" threaded plug with ¾" thread size opening.	S2525, SA2525, S881, S2555, S2530, S2425, SA2425, SF2525	<b>S5010</b>	<b>SA5010</b>
2½" threaded plug with 1" thread size opening.	S2725, SA2725, S2755, S2730, S2625, SA2625, SF2725	<b>S5025</b>	<b>SA5025</b>

## Flush Plugs

Description	Used in the following covers	Catalog Number	
		Brass	Aluminum
¾" I.P.S. thread size.	F1339, F1340	<b>S5002</b>	-
1" I.P.S. thread size.	F1539	<b>S5003</b>	-
1½" fine thread size.	S3725, SA3725, S3625, SA3625	<b>S5007</b>	<b>SA5007</b>
2½" fine thread size.	S2925, SA2925, S88, S2930, S2955, SF2925, S2825	<b>S5020</b>	<b>SA5020</b>
2¾" fine thread size.	S3525, S3425	<b>S5030</b>	-



Replacement Adjustable Collar



Replacement Cover Frames



Crown Plugs



Flush Cap Rings



Flush Plugs



Dimensions in Inches (mm)