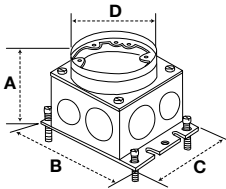


**Dimensions Inches (mm)**






Style	Cast Iron						Stamped Steel	
								
Collar Material: Brass Aluminum	<b>B2536</b> <b>BA2536</b>	<b>B253641</b> <b>BA253641</b>	<b>B2503</b> <b>BA2503</b>	<b>B2506</b> <b>BA2506</b>	<b>B2506415</b> <b>BA2506415</b>	<b>B2537</b> <b>BA2537</b>	<b>B2527</b> <b>BA2527</b>	<b>B2529</b> <b>BA2529</b>
Min. Depth of Pour	3.25" (82.6)	3.75" (95.3)	4.75" (120.7)	3.00" (76.2)	4.00" (101.6)	3.00" (76.2)		
Adjustability	Fully	Fully	Fully	Fully	Fully	Fully	Fully	Fully
Before Pour External Height Adjustment	1.25" (31.8)	-	-	-	-	1.25" (31.8)	1.25" (31.8)	
After Pour Internal Height Adjustment	.38" (9.5)	.63" (15.9)	.63" (15.9)	.38" (9.5)	.38" (9.5)	.38" (9.5)	.38" (9.5)	
Cubic Inch (cm3) Capacity	33.0 cu. in. (540.7 cm3)	36.0 cu. in. (590.0 cm3)	50.8 cu. in. (832.5 cm3)	30.0 cu. in. (491.6 cm3)	54.0 cu. in. (884.9 cm3)	37.3 cu. in. (611.2 cm3)		
Dimensions – A	3.05" (77.5)	3.75" (95.3)	4.75" (120.7)	2.87" (72.9)	3.88" (98.6)	2.91" (73.9)		
Dimensions – B	4.84" (122.9)	5.00" (127.0)	5.00" (127.0)	4.84" (122.9)	6.00" (152.4)	6.00" (152.4)		
Dimensions – C	4.84" (122.9)	4.63" (117.6)	4.66" (118.4)	4.84" (122.9)	4.81" (122.2)	4.81" (122.2)		
Dimensions – D	4.19" (106.4)	4.19" (106.4)	4.19" (106.4)	4.19" (106.4)	4.19" (106.4)	4.19" (106.4)		
Threaded Access Holes	(4) 3/4" (4) 1"	(4) 3/4"	(4) 1 1/4"	(4) 1 1/2"	(4) 3/4"	-	-	-
Knockouts – Sides	-	-	-	-	-	(1) 1" & (1) 3/4"	(2) 1/2" & (1) 3/4"	
Knockouts – Ends	-	-	-	-	-	(1) 1 1/4" & (1) 1/2"	(1) 1/2" & (1) 3/4"	
Knockouts – Bottom	-	-	-	-	-	(3) 1/2" & (2) 3/4"	(3) 1/2" & (2) 3/4"	
Concrete Cover Included	✓	✓	✓	✓	✓	✓	✓	✓
Closure Plugs Included	✓	✓	✓	✓	✓	-	-	-

Note: UL File Number E31999.  
 CSA File Number LR18416.  
 Suitable for single service applications only.

**Single Service Covers**

Material	<b>S3925</b> <b>SA3925</b>	<b>S3725</b> <b>SA3725</b>	<b>S2525</b> <b>SA2525</b>	<b>S2725</b> <b>SA2725</b>	<b>S2925</b> <b>SA2925</b>	<b>S3525</b> -	<b>S3325</b> -
Brass Aluminum 3.88 in. Dia.							
	Duplex Flap	Duplex Screw	2 1/8" x 3/4" Combination	2 1/8" x 1" Combination	2 1/8" Single Receptacle	2 3/8" Single Receptacle	2 1/8" Single Receptacle (Terrazzo Floor)

**Carpet Flanges**

5.25 in. Dia.	<b>S3182</b>	<b>SA3182</b>	<b>S3079</b>	6.25 in. Dia.	<b>S3082</b>	<b>SA3082</b>
						
	Brass	Brushed Aluminum	Clear Polycarbonate		Brass	Brushed Aluminum

**One Piece Brass Cover and Carpet Flange**

6.25 in. Dia.	<b>SF3925</b>	<b>SF2525</b>	<b>SF2725</b>	<b>SF2925</b>
				
	Duplex Flap	2 1/8" x 3/4" Combination	2 1/8" x 1" Combination	2 1/8" Single Receptacle