

Splitter Boxes

NEMA 1



Commercial Enclosures



Application

- The splitter boxes are designed for indoor distribution of up to 600 V (max) service using either 3 or 4 wires.

Construction

- Formed and spot welded from 14 or 16 gauge steel.
- Factory installed splitter blocks.
- Series of knockouts on each side.
- Padlocking hasp.

Finish

- Enclosure and cover are finished in ANSI 61 gray powder coating.

Standards

- CSA Type 1
- **Complies with**
 - IEC 60529, IP20

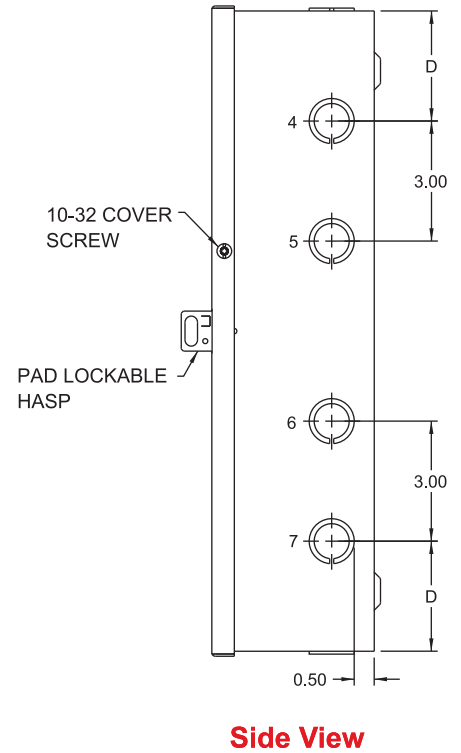
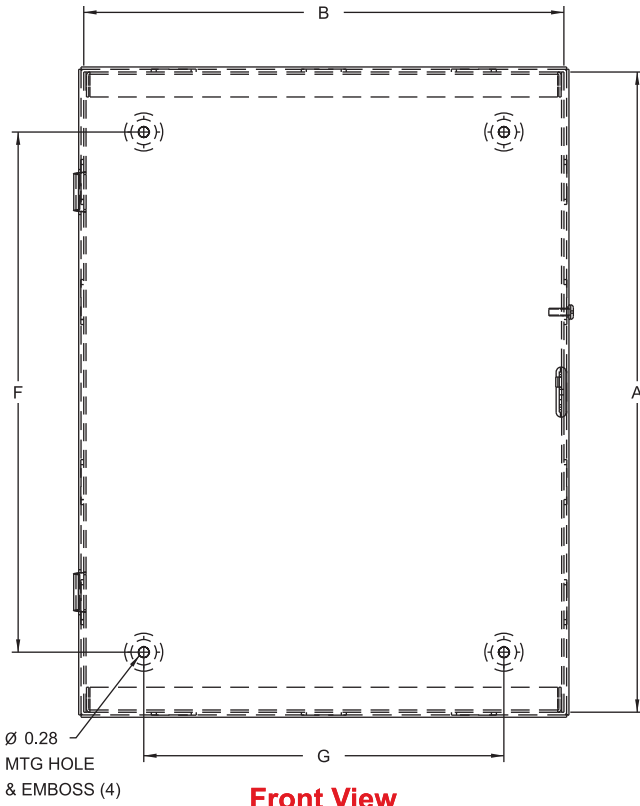
Splitter Boxes

3 Wire	Part Number		CU/AL	Dimensions			Ship Wt.
	4 Wire	Less Blocks	Amps	H	W	D	lbs
CSB73	CSB74	CSB70	70/70	12	10	4	9
CSB103	CSB104	CSB100	125/120	15	10	4	10
CSB203	CSB204	CSB200	225/225	18	12	5	16
CSB403	CSB404	CSB400	400/340	24	17	6	37
CSB603*	CSB604*	CSB600*	600/574	30	24	7	63

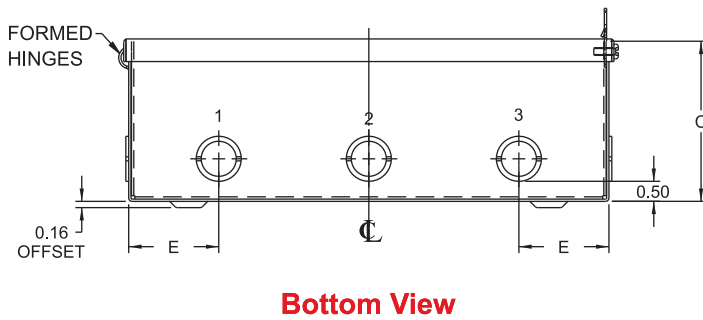
* 14 gauge steel

Splitter Boxes

NEMA 1



Commercial Enclosures



NOTE: KNOCKOUTS TYPICAL ON OPPOSITE SIDES

Splitter Boxes

3 Wire	Part Number			Optional Grounding Kit	CU/AL Amps	Dimensions				Conduit Size (Location)				
	4 Wire	Less Blocks	CSB70			A	B	C	D	E	F	G	1/2"-3/4"	3/4"-1"
CSB73	CSB74	CSB70	CGK125	70/70	12	10	4	2.75	2.25	9.00	7.00	1,3,7	2,4	-
CSB103	CSB104	CSB100	CGK125	125/120	15	10	4	2.75	2.25	12.00	7.00	1,3,7	2,4	-
CSB203	CSB204	CSB200	CGK225	225/225	18	12	5	3.00	3.50	15.00	9.00	1,3,7	4	1,3
CSB403	CSB404	CSB400	CGK400	400/340	24	17	6	3.31	4.88	21.00	14.00	-	-	-
CSB603*	CSB604*	CSB600*	CGK600	600/574	30	24	7	4.00	5.00	27.00	21.00	-	-	-

* 14 gauge steel