

1418 Series Stainless Steel Enclosures - NEMA 4X

Single Door, Continuous Hinge, Clamped Cover



**Inner
Panel
Included**



Finish

- Cover and enclosure are natural stainless steel with a smooth brushed finish.
- Removable inner panel is finished in white powder coating.

Accessories

- Additional inner panels...see page [436](#)
- Air conditioners...see page [349-367](#)
- Blowers...see page [392](#)
- Breather kits...see page [400-401](#)
- Door clamping hardware
...see page [429](#)
- Door stop kits...see page [453](#)
- Door support guide...see page [451](#)
- Drip shield kits...see page [451](#)
- Enclosure stabilizers...see page [456](#)
- Filter fans...see page [371-384](#)
- Floor stand kits...see page [453](#)
- Heaters...see page [393-396](#)
- Lock kit...see page [431](#)
- Louvered ventilating plates
...see page [402](#)
- Quick release clamp...see page [429](#)
- Terminal kit assemblies
...see page [441](#)
- Thermostats...see page [397](#)
- Window kits...see page [449](#)

Application

- Designed for use as instrument enclosures, electric, hydraulic or pneumatic control housings, electrical junction boxes or terminal wiring enclosures.
- Provides protection where equipment may be hosed down or otherwise be very wet, or in specific applications where corrosion is a serious problem.

- Door is secured with easily operated stainless steel clamps.
- Provision for padlocking.
- Seamless poured-in place gasket.
- A removable 12 gauge inner panel is included.
- Collar studs are provided for mounting inner panels.
- A bonding stud is provided on the door and a grounding stud is provided in the enclosure.
- A literature pocket is provided for the inside of the door.

Standards

- UL 508 Type 3R, 4, 4X, and 12
- CSA Type 3R, 4, 4X, and 12
- **Complies with**
 - NEMA Type 3R, 4, 4X, 12 and 13
 - JIC EGP-1-1967 unless marked¹
 - IEC 60529, IP66

Construction

- Formed 14 gauge 304 or 316 stainless steel bodies and doors.
- Smooth, continuously welded seams without knockouts, cutouts or holes.
- Door and body stiffeners are provided in the larger enclosures for extra rigidity.
- Welded brackets provide for enclosure mounting.
- Formed lip on door and enclosure excludes flowing liquids and contaminants.
- Stainless steel continuous hinge on door may be removed by pulling the stainless steel hinge pin.

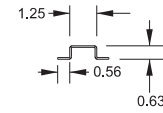
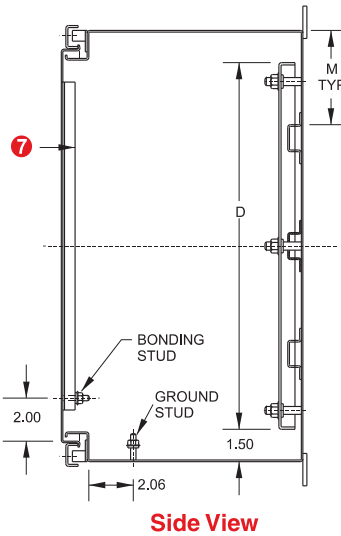
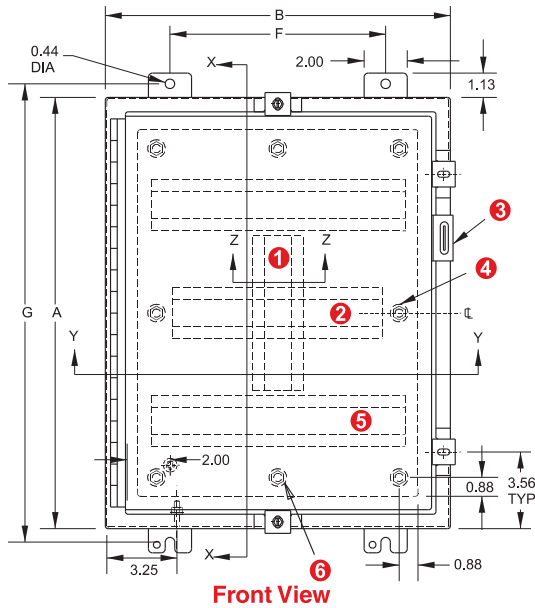
304 S.S. Part Number	316 S.S. Part Number	A	B	C	Panel Size		Mtg. Centers		Ship Wt. lbs.
					D	E	F	G	
1418N4SSB6 ²	1418N4S16B6 ²	16	12	6	13	9	9.5	17.25	28
1418N4SSG6 ²	1418N4S16G6 ²	16	16	6	13	13	10.0	17.25	30
1418N4SSCR6 ²	1418N4S16CR6 ²	16	20	6	13	17	14.0	17.25	38
1418N4SSC6 ²	1418N4S16C6 ²	20	16	6	17	13	10.0	21.25	38
1418N4SSD6 ²	1418N4S16D6 ²	20	20	6	17	17	14.0	21.25	40
1418N4SSE6	1418N4S16E6	24	20	6	21	17	14.0	25.25	61
1418N4SSJ6	1418N4S16J6	24	24	6	21	21	18.0	25.25	65
1418N4SSB8	1418N4S16B8	16	12	8	13	9	9.5	17.25	32
1418N4SSC8 ²	1418N4S16C8 ²	20	16	8	17	13	10.0	21.25	38
1418N4SSD8 ²	1418N4S16D8 ²	20	20	8	17	17	14.0	21.25	52
1418N4SSER8	1418N4S16ER8	20	24	8	17	21	18.0	21.25	61
1418N4SSH8	1418N4S16H8	24	16	8	21	13	10.0	25.25	61
1418N4SSE8	1418N4S16E8	24	20	8	21	17	14.0	25.25	61
1418N4SSJ8	1418N4S16J8	24	24	8	21	21	18.0	25.25	75
1418N4SSKR8	1418N4S16KR8	24	30	8	21	27	24.0	25.25	89
1418N4SSF8	1418N4S16F8	30	20	8	27	17	14.0	31.25	72
1418N4SSK8	1418N4S16K8	30	24	8	27	21	18.0	31.25	89
1418N4SSKK8	1418N4S16KK8	30	30	8	27	27	24.0	31.25	100
1418N4SSL8	1418N4S16L8	36	24	8	33	21	18.0	37.25	100
1418N4SSM8	1418N4S16M8	36	30	8	33	27	24	37.25	121

Technical references and CAD downloads available at www.hammondmfg.com

All dimensions in inches unless specified otherwise

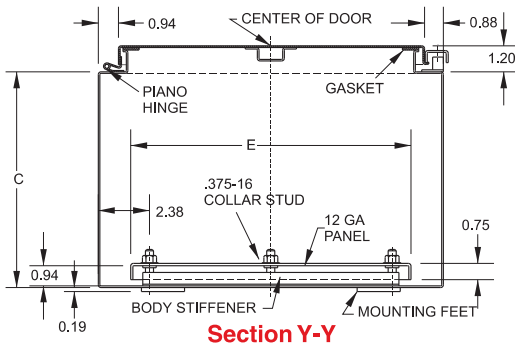
1418 Series Stainless Steel Enclosures - NEMA 4X

Single Door, Continuous Hinge, Clamped Cover



Section Z-Z

When A=	M=
30	7.00
36	9.00
42	9.88
48	11.38
60	14.38
72	17.38



Section Y-Y

- 1 Vertical stiffener required on KK, LL & M only.
- 2 Omit center body stiffener if A is less than 41".
- 3 Padlocking hasp and staple.
- 4 Omit 2 middle studs if A is less than 31".
- 5 Omit body stiffeners if A or B is less than 29".
- 6 Omit 2 middle studs if B is less than 31".
- 7 Omit door stiffener if A or B is less than 31" except if AxB is 42"x30".

Literature pocket supplied loose.
Number of door clamps varies to enclosure size.

304 S.S. Part Number	316 S.S. Part Number	A	B	C	Panel Size D	E	Mtg. Centers F G		Ship Wt. lbs.
1418N4SSP8 ¹	1418N4S16P8 ¹	42	36	8	39	33	30	43.25	177
1418N4SSS8 ¹	1418N4S16S8 ¹	48	36	8	45	33	30	49.25	207
1418N4SSC10	1418N4S16C10	20	16	10	17	13	10	21.25	47
1418N4SSE10	1418N4S16E10	24	20	10	21	17	14	25.25	66
1418N4SSK10	1418N4S16K10	30	24	10	27	21	18	31.25	120
1418N4SSL10	1418N4S16L10	36	24	10	33	21	18	37.25	108
1418N4SSM10	1418N4S16M10	36	30	10	33	27	24	37.25	125
1418N4SSO10 ¹	1418N4S16O10 ¹	42	30	10	39	27	24	43.25	175
1418N4SSS10 ¹	1418N4S16S10 ¹	48	36	10	45	33	30	49.25	215
1418N4SSJ12	1418N4S16J12	24	24	12	21	21	18	25.25	71
1418N4SSK12	1418N4S16K12	30	24	12	27	21	18	31.25	95
1418N4SSM12	1418N4S16M12	36	30	12	33	27	24	37.25	136
1418N4SSLL12 ¹	1418N4S16LL12 ¹	36	36	12	33	33	30	37.25	202
1418N4SSS12 ¹	1418N4S16S12 ¹	48	36	12	45	33	30	49.25	225
1418N4SST12 ¹	1418N4S16T12 ¹	60	36	12	57	33	30	61.25	270
1418N4SSK16	1418N4S16K16	30	24	16	27	21	18	31.25	100
1418N4SSM16	1418N4S16M16	36	30	16	33	27	24	37.25	149
1418N4SSS16 ¹	1418N4S16S16 ¹	48	36	16	45	33	30	49.25	290
1418N4SST16 ¹	1418N4S16T16 ¹	60	36	16	57	33	30	61.25	280

¹ Does not meet JIC requirements ² Flat panel