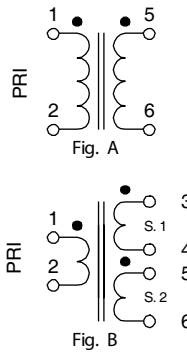
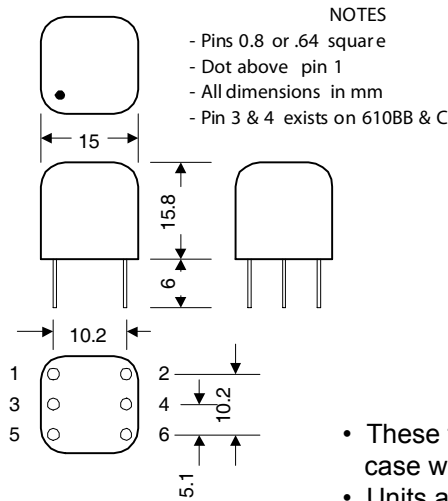


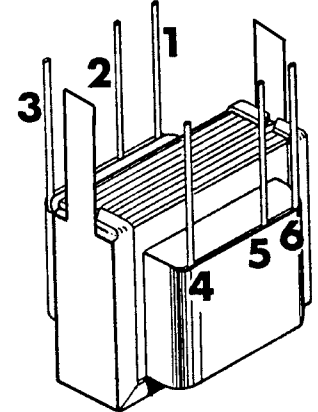
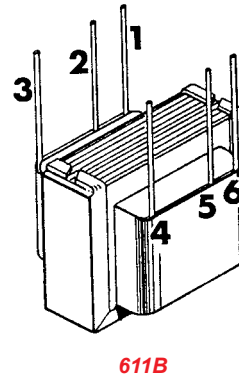
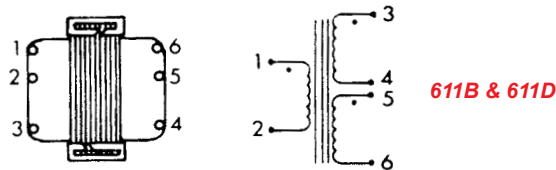
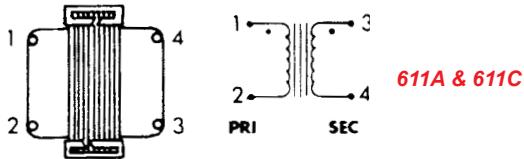
P.C. Board Mount (610-611 Series)



PULSE TRANSFORMERS

- These ferrite cored transformers are fully encapsulated in a high grade black molded case with a UL94V-O rating.
- Units are intended for wide band and pulse applications including thyristor / triac firing circuits, signal isolation, line matching, low power switch mode power supplies, etc.
- Working voltage rating maximum of 500V RMS
- All units are voltage proof tested to 2.0KV peak 50 Hz.

Part No.	Ratio	Primary		Leakage Inductance uH (max)	Capacity pf. (Ref)	D.C. Winding Resistance			Sch. Fig #
		Inductance mH (min)	ET Constant V (uS)			Pri (Ohms)	Sec. 1 (Ohms)	Sec. 2 (Ohms)	
610AA	1:01	3	200	22	23	1.2	1	-	A
610BB	1:01	3	200	9	28	1.4	1.3	1.7	B
610C	2:01	12	400	35	30	4	1.8	2.4	B



PULSE TRANSFORMERS

- Economical, open style, P. C. board pin mount
- Units are intended for pulse applications including thyristor / triac firing circuits.

Part No.	Ratio	Circuit Max. volts	Primary ET Constant V (uS)	Primary		D.C. Winding Resistance		Max. Primary or Secondary Peak Current		Insulation RMS (Volts)	Wt. Oz.
				Inductance mH (min)	D.C. Res. (Ohms)	Sec. 1 (Ohms)	Sec. 2 (Ohms)	@ 10% Duty	@ 1% Duty		
611A	1:01	125	1400	8.6	0.45	0.55	-	0.7 A	2.1 A	1000	0.7
611B	1:01	125	1400	17.2	1.26	1	1.53	0.7 A	2.1 A	1000	0.7
611C	1:01	250	7250	56	3.31	4.46	-	0.7 A	2.1 A	1500	1.2
611D	1:01	250	4000	17	1.73	1.31	2.12	0.7 A	2.1 A	1500	1.2

Part No.	Pin Spacing	Height	Width	Coil Depth	Mounting Tab	
					Centers	Size
611A & 611B	0.2" x 0.6"	.69"	.82"	.57"	-	-
611C & 611D	0.2" x 0.6"	.82"	1.06"	.82"	1"	.12" x .25"

EUROPE
Basingstoke, UK 01256 812812

AUSTRALIA
Queenstown, Australia 61-8-8240-2244

www.hammondmfg.com



CANADA
Guelph, Ontario (519) 822-2960
St. Laurent, Quebec (514) 343-9010
USA
Cheektowaga, NY (716) 630-7030



Pulse